

Disegno/File	Fg/Sh	Descrizione
231073Q01 COLLAUDO L1-L2	1	
	2	LEGENDA FOGLI
	3	LEGENDA FOGLI
	4	LEGENDA FOGLI
	5	
	6	
	7	
	8	
	9	
	10	INGRESSO LINEA 50HZ
	11	AUSILIARI
	11A	AUSILIARI
	12	INGRESSO LINEA 60HZ
	13	BAIA L1-1
	14	BAIA L1-2
	15	BAIA L1-3
	16	BAIA L1-4
	17	BAIA L1-5
	18	BAIA L1-6
	19	BAIA L1-7
	20	BAIA L2-1
	21	BAIA L2-2
	22	BAIA L2-3
	23	BAIA L2-4
	24	BAIA L2-5
	25	BAIA L2-6
	26	BAIA L2-7
	27	SELEZIONE 50/60HZ
	28	LED 50/60 HZ BAIA L1-1/7
	29	LED 50/60 HZ BAIA L2-1/7
	30	CONTATTORI BAIA L1-1
	31	CONTATTORI BAIA L1-2
	32	CONTATTORI BAIA L1-3
	33	CONTATTORI BAIA L1-4
	34	CONTATTORI BAIA L1-5
	35	CONTATTORI BAIA L1-6
	36	CONTATTORI BAIA L1-7
	37	CONTATTORI BAIA L2-1
	38	CONTATTORI BAIA L2-2
	39	CONTATTORI BAIA L2-3
	40	CONTATTORI BAIA L2-4
	41	CONTATTORI BAIA L2-5
	42	CONTATTORI BAIA L2-6
	43	CONTATTORI BAIA L2-7
	44	LED BAIA L1-1

Disegno/File	Fg/Sh	Descrizione
	45	LED BAIA L1-1
	46	LED BAIA L1-1
	47	LED BAIA L1-1
	48	LED BAIA L1-1
	49	LED BAIA L1-1
	50	LED BAIA L1-1
	51	LED BAIA L2-1
	52	LED BAIA L2-2
	53	LED BAIA L2-3
	54	LED BAIA L2-4
	55	LED BAIA L2-5
	56	LED BAIA L2-6
	57	LED BAIA L2-1
	60	LAY_OUT PLC
	61	INGRESSI CPU
	62	USCITE CPU
	63	INGRESSI EXP 1
	64	USCITE EXP 1
	65	INGRESSI EXP 2
	66	USCITE EXP 2
	67	INGRESSI EXP 3
	68	USCITE EXP 3
	69	INGRESSI EXP 4
	70	USCITE EXP 4
	71	INGRESSI EXP 5
	72	USCITE EXP 5
	73	INGRESSI EXP 6
	74	USCITE EXP 6
	75	INGRESSI EXP 7
	76	USCITE EXP 7
	77	INGRESSI EXP 8
	78	USCITE EXP 8
	79	INGRESSI EXP 9
	80	USCITE EXP 9
	81	SCORTA
	82	SCORTA
	83	MORSETTIERE
	84	MORSETTIERE
	85	MORSETTIERE
	86	MORSETTIERE
	87	MORSETTIERE
	88	MORSETTIERE
	89	DISTINTA MATERIALI
	90	DISTINTA MATERIALI
	91	DISTINTA MATERIALI

Disegno/File	Fg/Sh	Descrizione
	92	DISTINTA MATERIALI

				DATA	26/05/2023
				DISEGN.	E.N.
				VISTO	S.M.
REV.	MODIFICA	DATA	FIRMA	APPR.	S.M.



			E231073Q01	=
				+
			Legenda Fogli	
			231073Q01	FG. 2
				F.S. 3

0 1 2 3 4 5 6 7 8 9

A

A

B

B

C

C

D

D

E

E

F

F

				DATA	26/05/2023
				DISEGN.	E.N.
				VISTO	S.M.
REV.	MODIFICA	DATA	FIRMA	APPR.	S.M.



FILE : 231073Q01

Legenda Fogli

E231073Q01	=	
	+	
		FG. 3
231073Q01		F.S. 4

0 1 2 3 4 5 6 7 8 9

0 1 2 3 4 5 6 7 8 9

A

A

B

B

C

C

D

D

E

E

F

F

				DATA	26/05/2023
				DISEGN.	E.N.
				VISTO	S.M.
REV.	MODIFICA	DATA	FIRMA	APPR.	S.M.

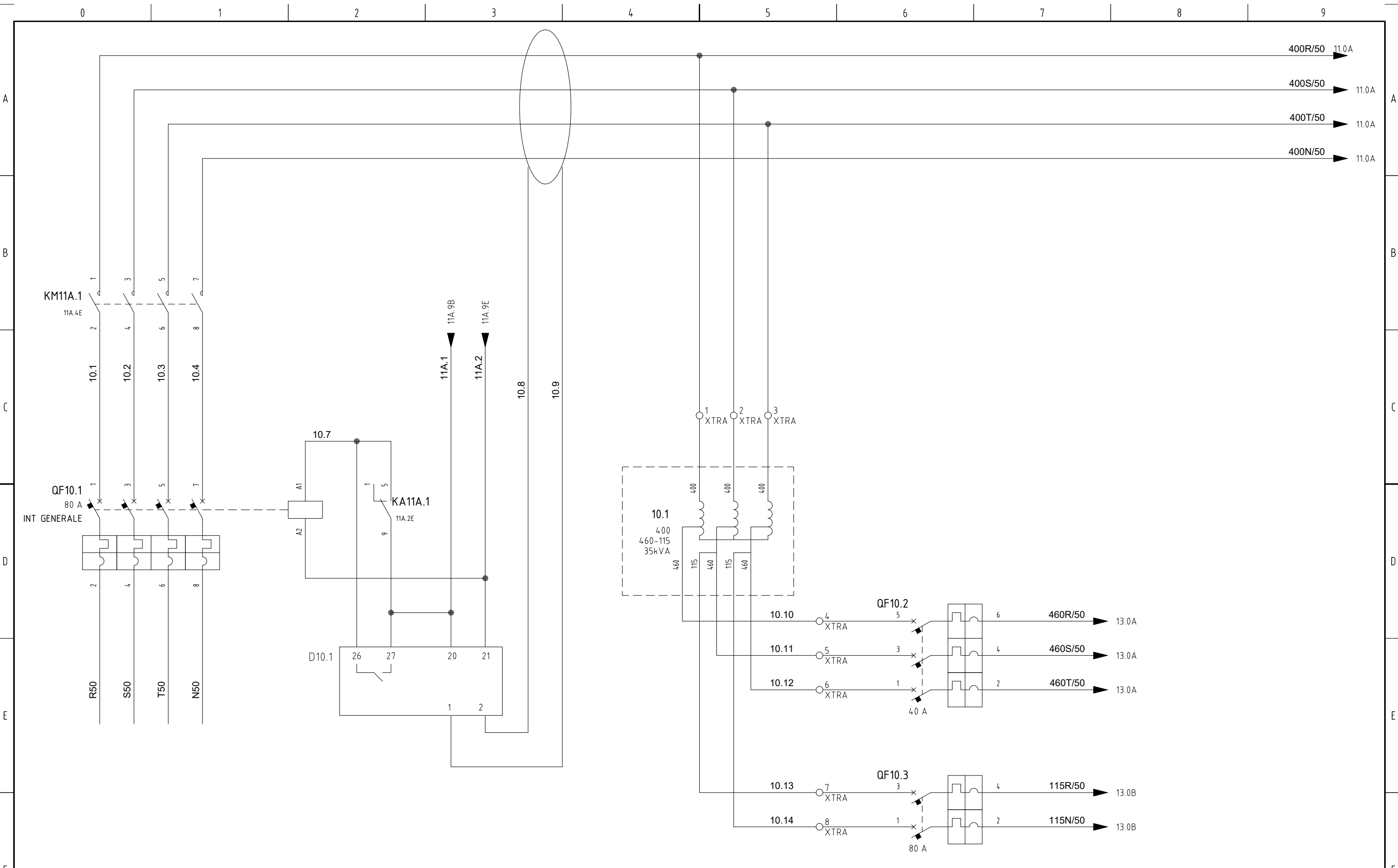


FILE : 231073Q01

Legenda Fogli

E231073Q01	=	
	+	
		FG. 4
231073Q01		F.S. 5

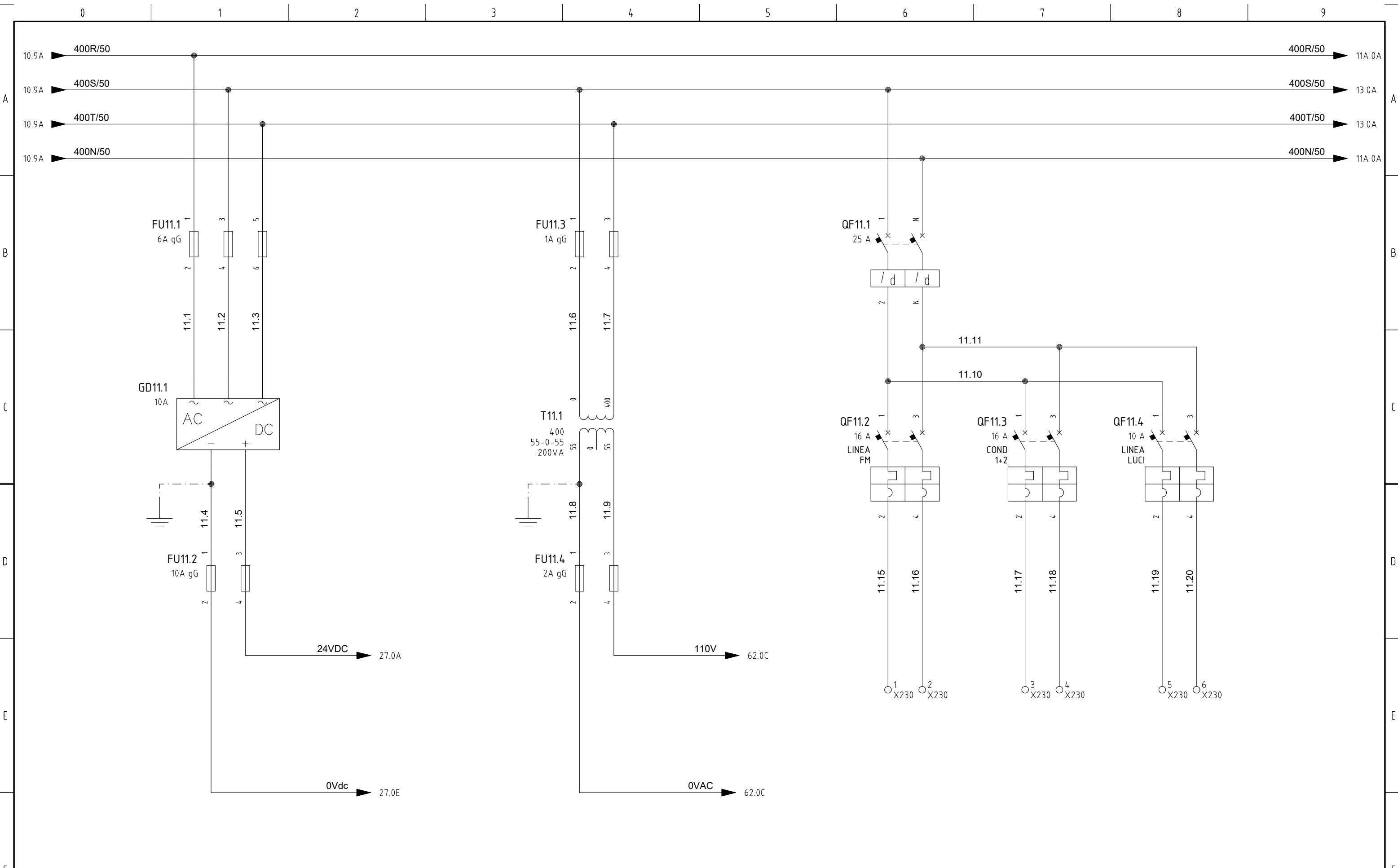
0 1 2 3 4 5 6 7 8 9




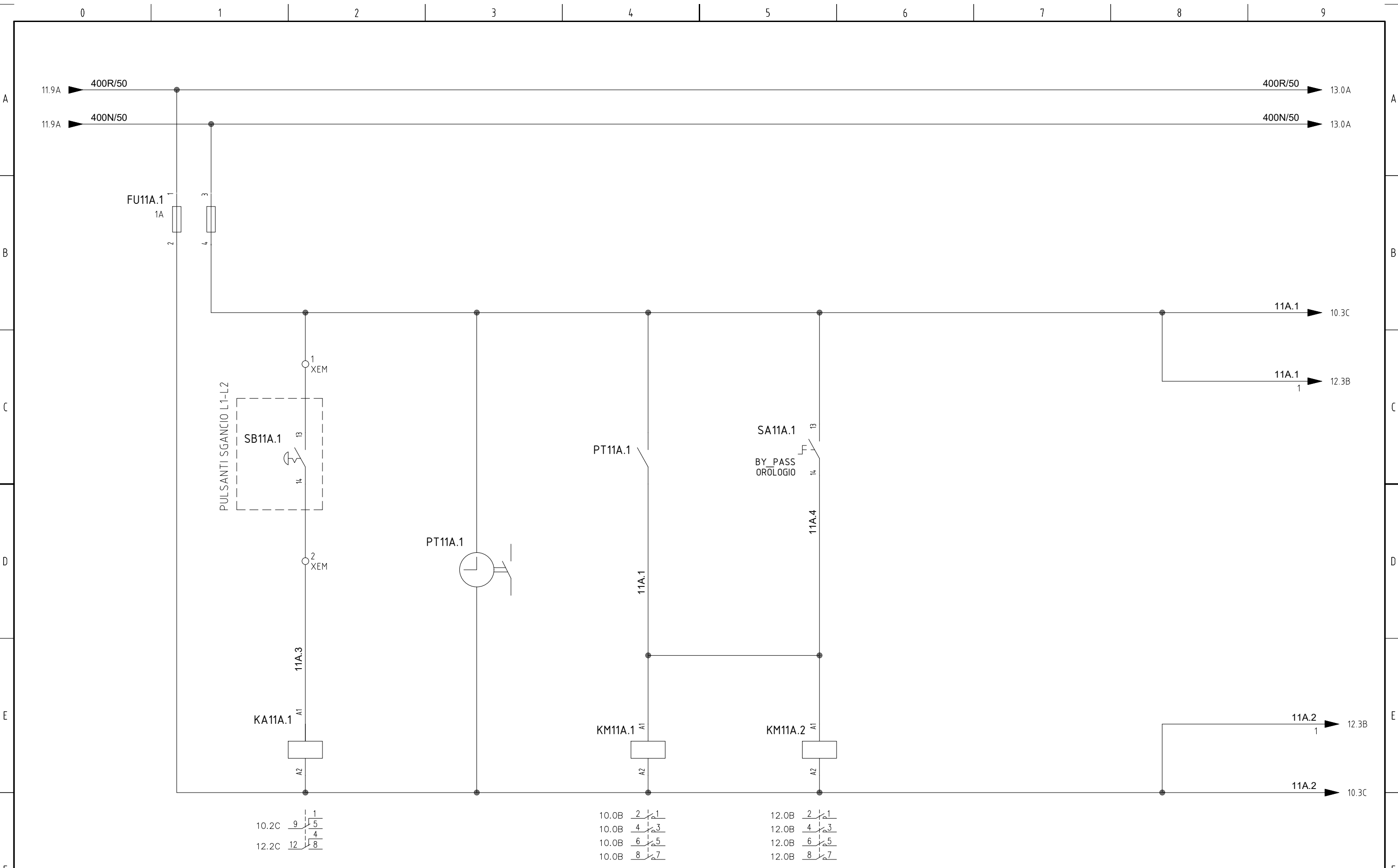
DATA	26/05/2023		
DISEGN.	E.N.		
VISTO	S.M.		
APPR.	S.M.		
REV.	MODIFICA	DATA	FIRMA



FILE : 23I073Q01	INGRESSO LINEA 50HZ	E23I073Q01	=
		23I073Q01	+
			FG. 10
			F.S. 11



				DATA	26/05/2023	 DELTA ENERGY SRL Soluzioni Elettriche		E23I073Q01	=
				DISEGN.	E.N.				+
				VISTO	S.M.				
REV.	MODIFICA	DATA	FIRMA	APPR.	S.M.		FILE : 23I073Q01	AUSILIARI	
								23I073Q01	F.S. 11A

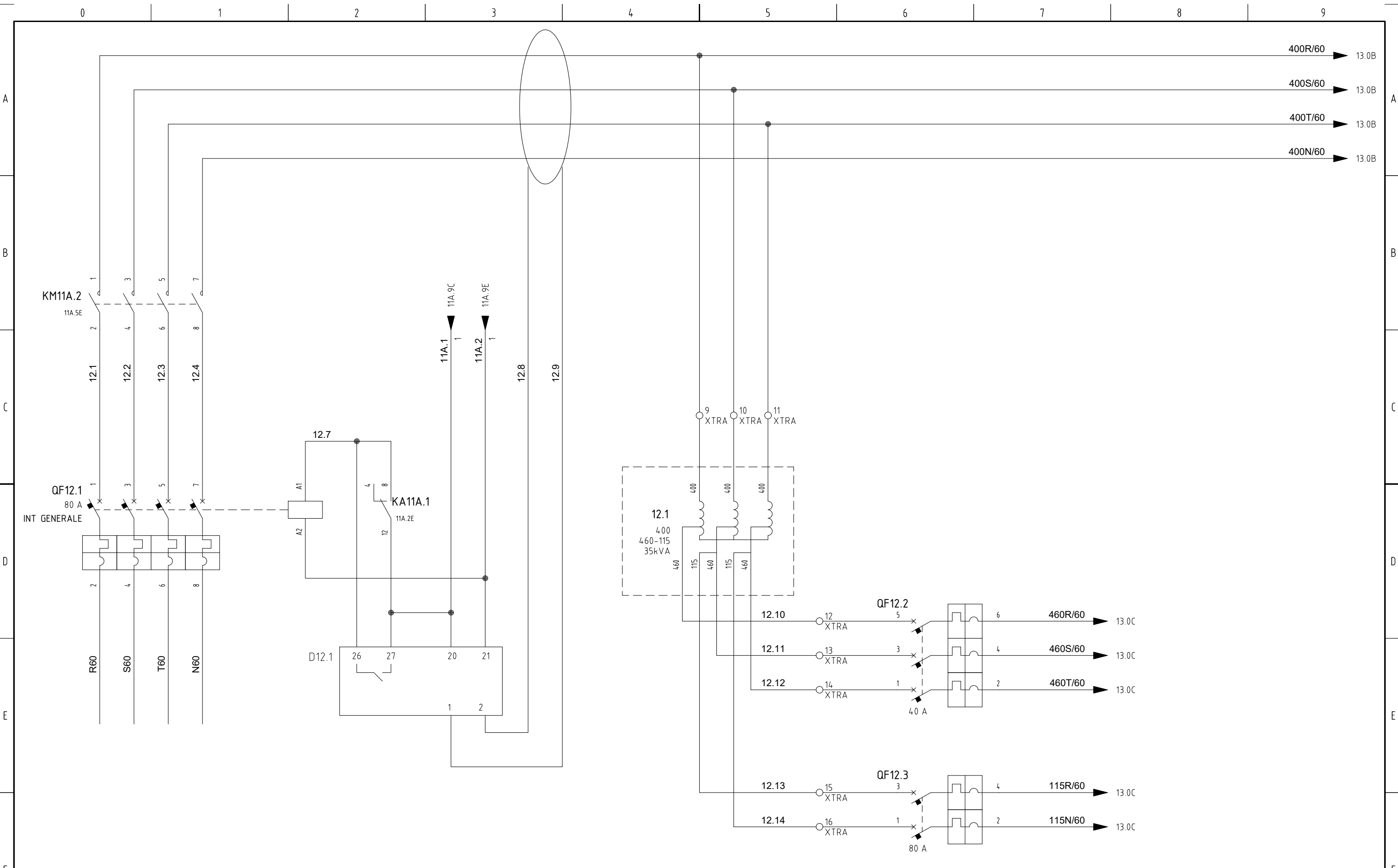


				DATA	26/05/2023
				DISEGN.	E.N.
				VISTO	S.M.
REV.	MODIFICA	DATA	FIRMA	APPR.	S.M.



FILE : 23I073Q01	AUSILIARI
------------------	-----------

E23I073Q01	=	
	+	
23I073Q01	FG. 11A	
	F.S. 12	




				DATA	26/05/2023
				DISEGN.	E.N.
				VISTO	S.M.
REV.	MODIFICA	DATA	FIRMA	APPR.	S.M.




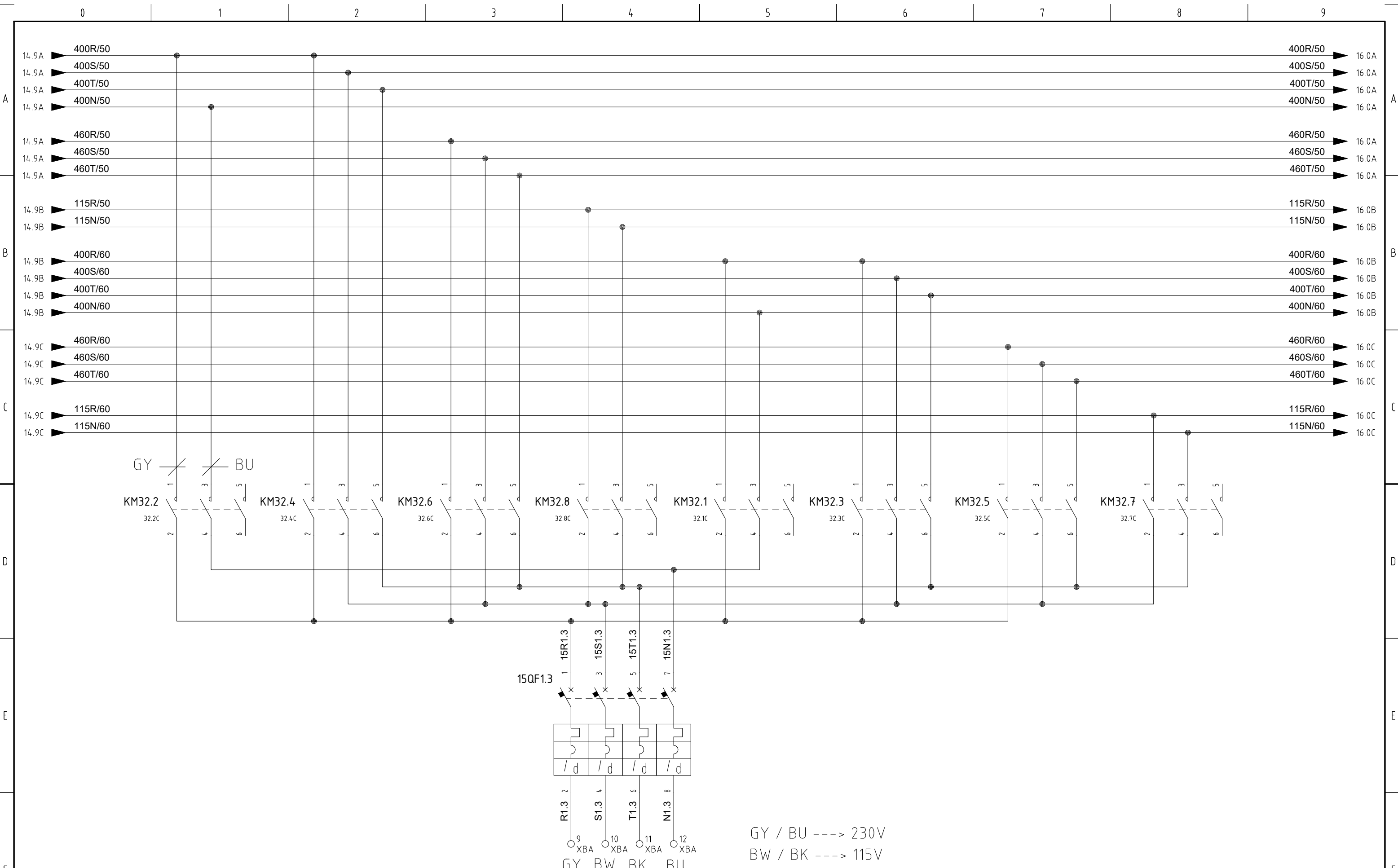
FILE : 231073Q01

INGRESSO LINEA 60HZ

E231073Q01	=
	+
231073Q01	FG. 12
	F.S. 13



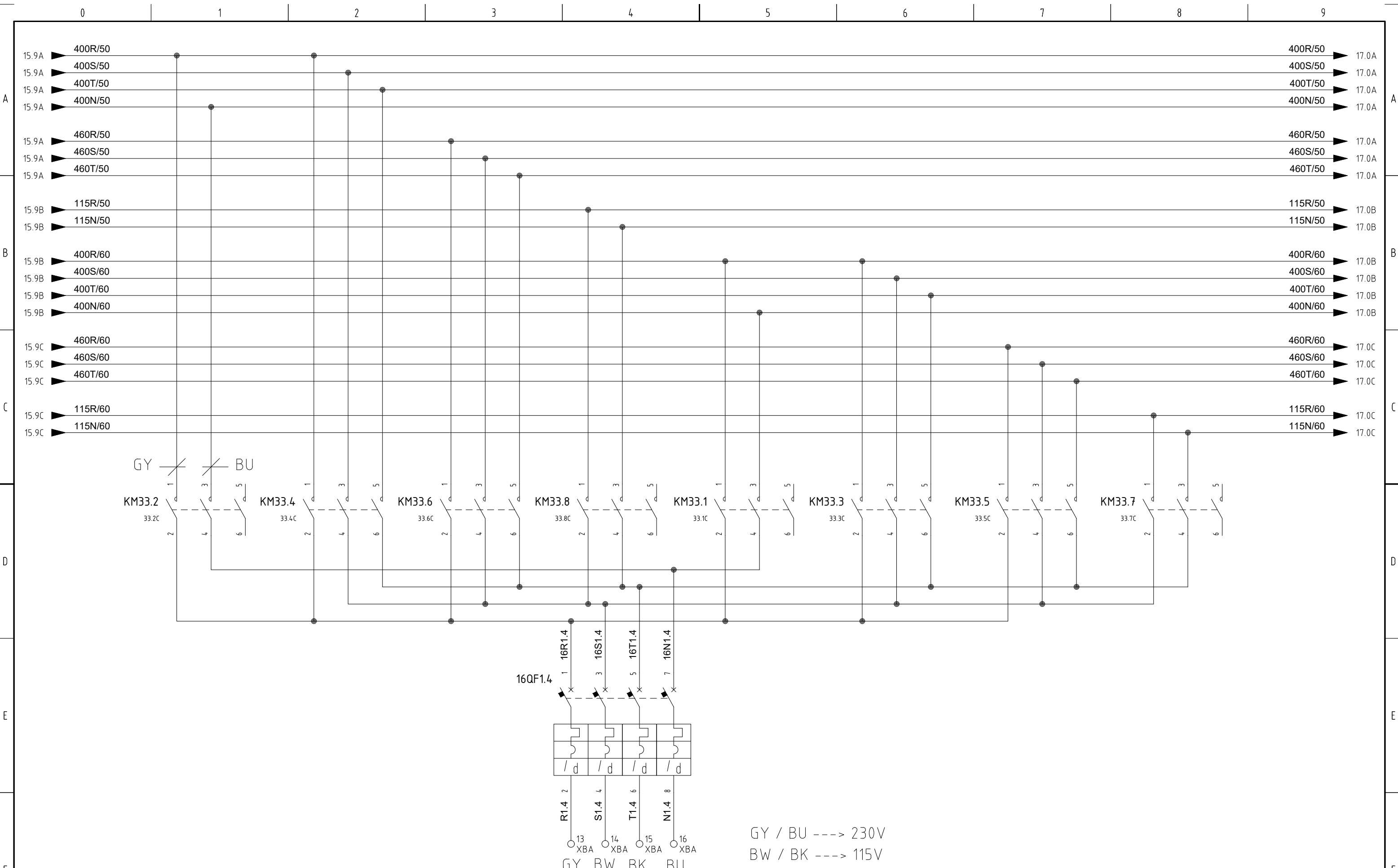
				DATA	26/05/2023	 Soluzioni Elettriche		E231073Q01	=
				DISEGN.	E.N.				+
				VISTO	S.M.			BAIA L1-2	
REV.	MODIFICA	DATA	FIRMA	APPR.	S.M.		FILE : 231073Q01		231073Q01
0		1		2		3		4	



DATA	26/05/2023		
DISEGN.	E.N.		
VISTO	S.M.		
APPR.	S.M.		
REV.	MODIFICA	DATA	FIRMA



FILE : 231073Q01	BAIA L1-3	E231073Q01	=
		231073Q01	+
			FG. 15
			F.S. 16



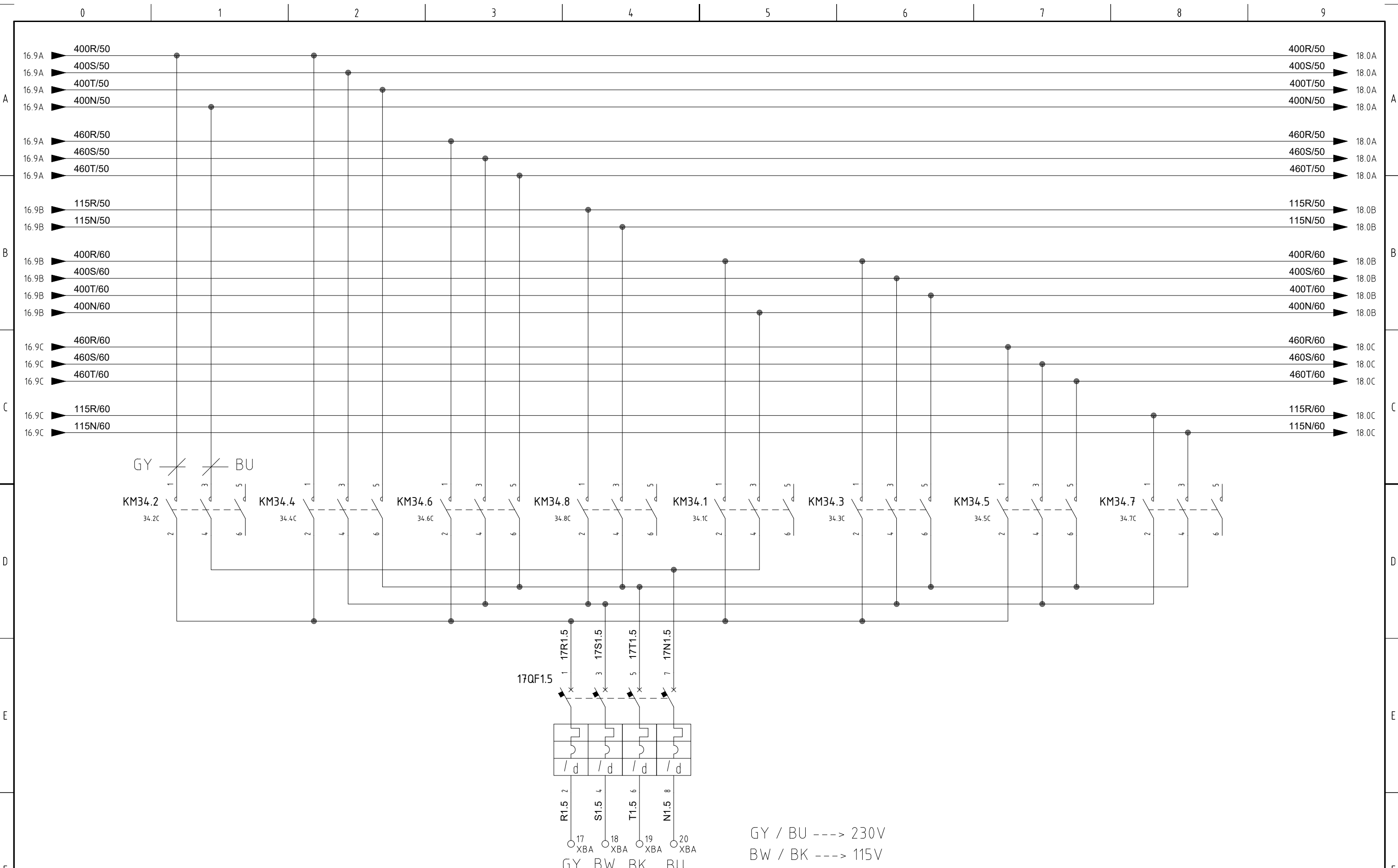
REV.	MODIFICA	DATA	FIRMA	APPR.	S.M.

Soluzioni Elettriche

FILE : 231073Q01

BAIA L1-4

E231073Q01	=
	+
231073Q01	FG. 16
	F.S. 17



GY / BU ----> 230V
 BW / BK ----> 115V

DATA	26/05/2023		
DISEGN.	E.N.		
VISTO	S.M.		
APPR.	S.M.		
REV.	MODIFICA	DATA	FIRMA



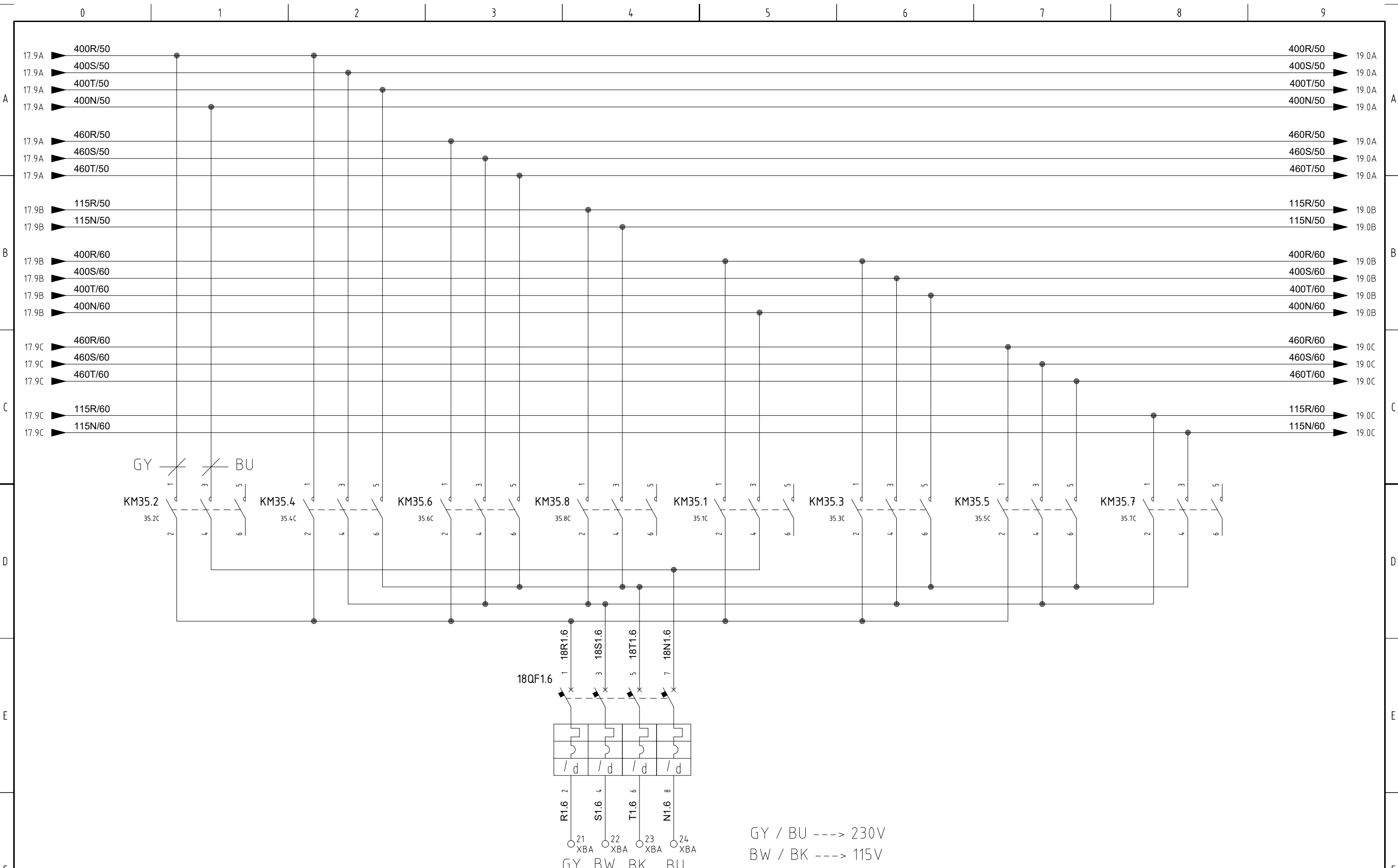
FILE : 231073Q01

BAIA L1-5

E231073Q01

231073Q01

FG. 17
 F.S. 18



GY / BU ----> 230V
 BW / BK ----> 115V

				DATA	26/05/2023
				DISEGN.	E.N.
				VISTO	S.M.
REV.	MODIFICA	DATA	FIRMA	APPR.	S.M.



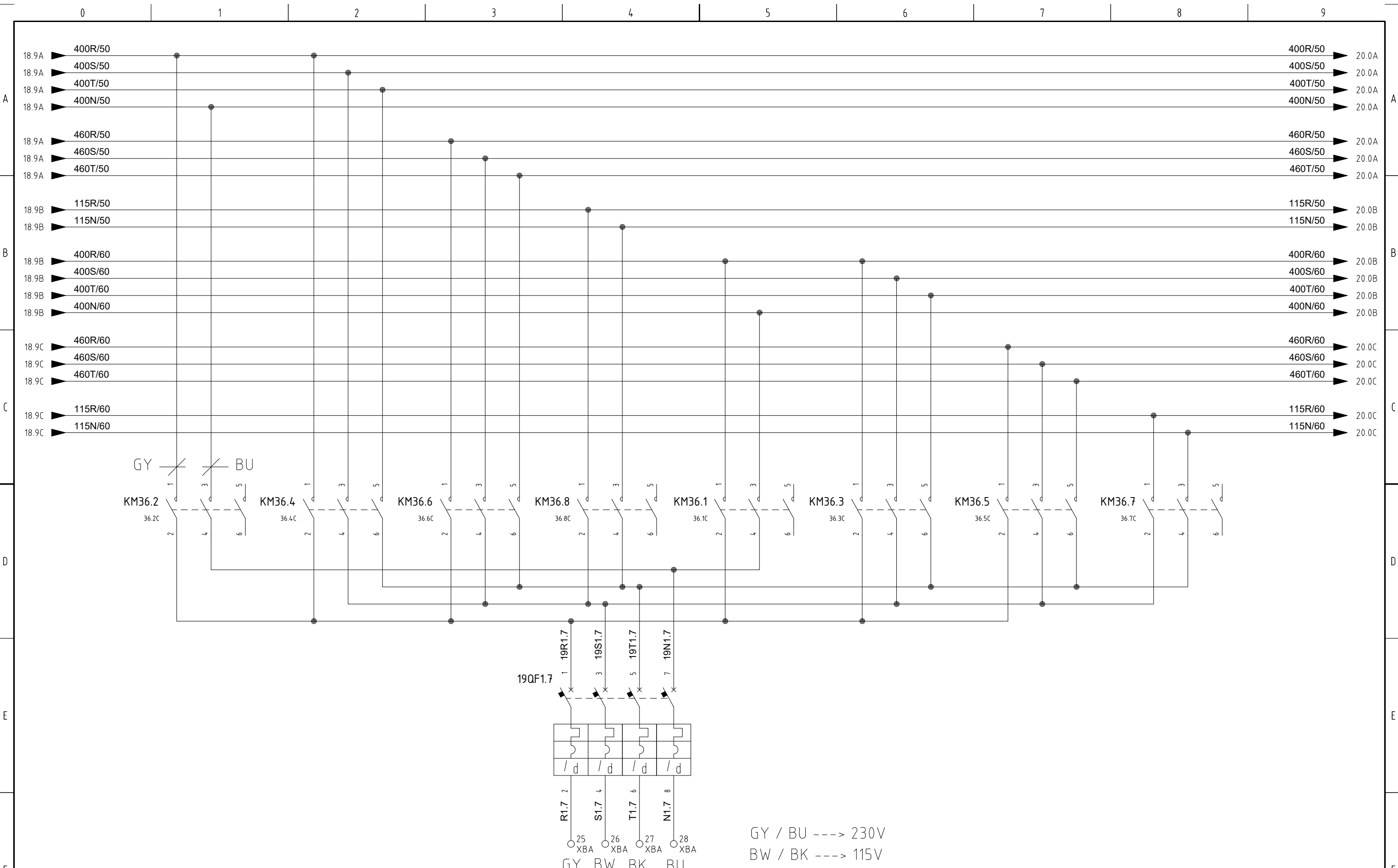
FILE : 231073Q01

BAIA L1-6

E231073Q01

231073Q01

FG.	18
F.S.	19



REV.	MODIFICA	DATA	FIRMA	APPR.	S.M.

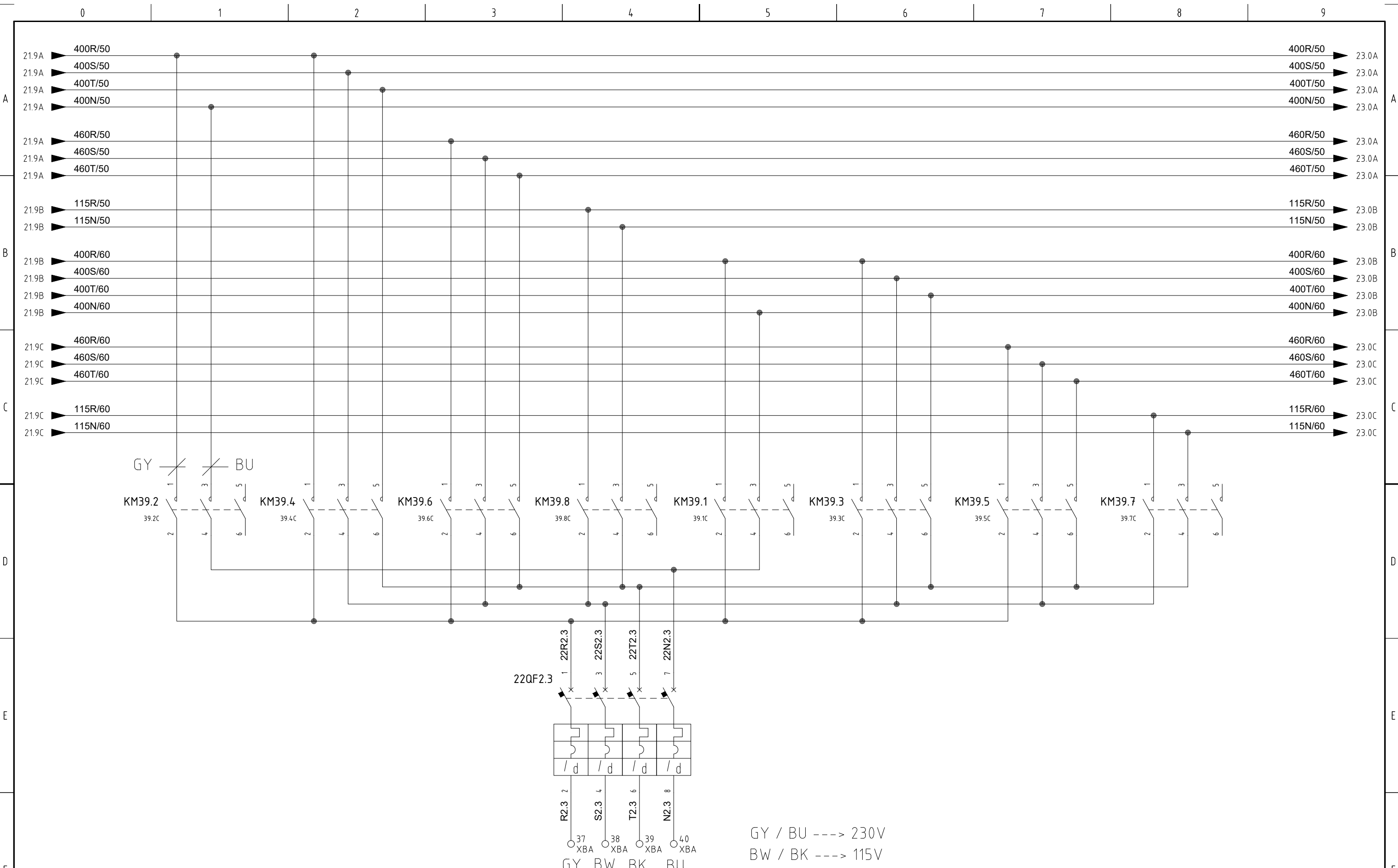



 Soluzioni Elettriche

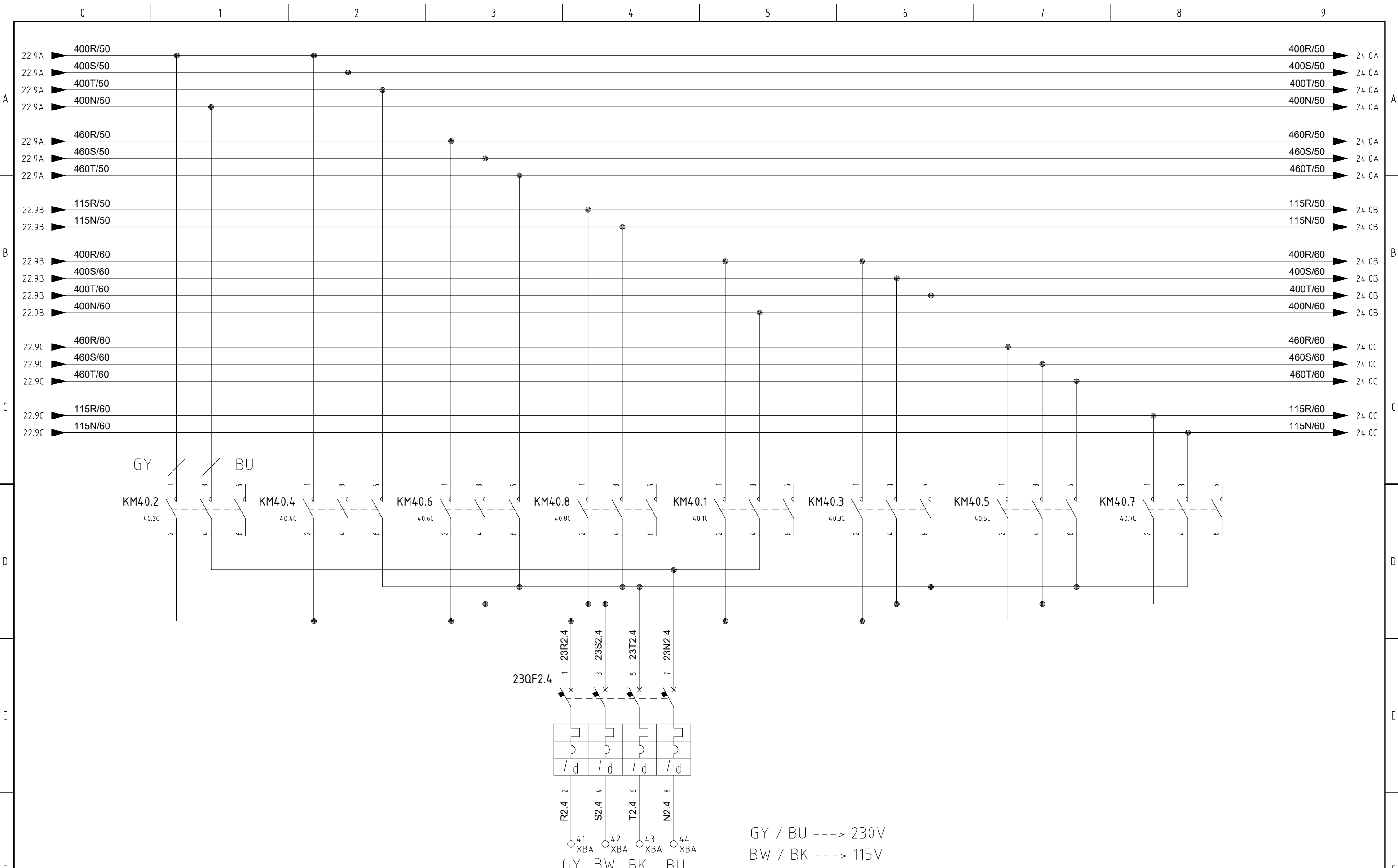
FILE : 231073Q01

BAIA L1-7

E231073Q01	=
	+
231073Q01	FG. 19
	F.S. 20



REV.	MODIFICA	DATA	FIRMA	APPR.	S.M.	 Soluzioni Elettriche	FILE : 231073Q01	BAIA L2-3	E231073Q01	=		
				DATA	26/05/2023							
				DISEGN.	E.N.							
				VISTO	S.M.							
										FG. 22		
									231073Q01	F.S. 23		



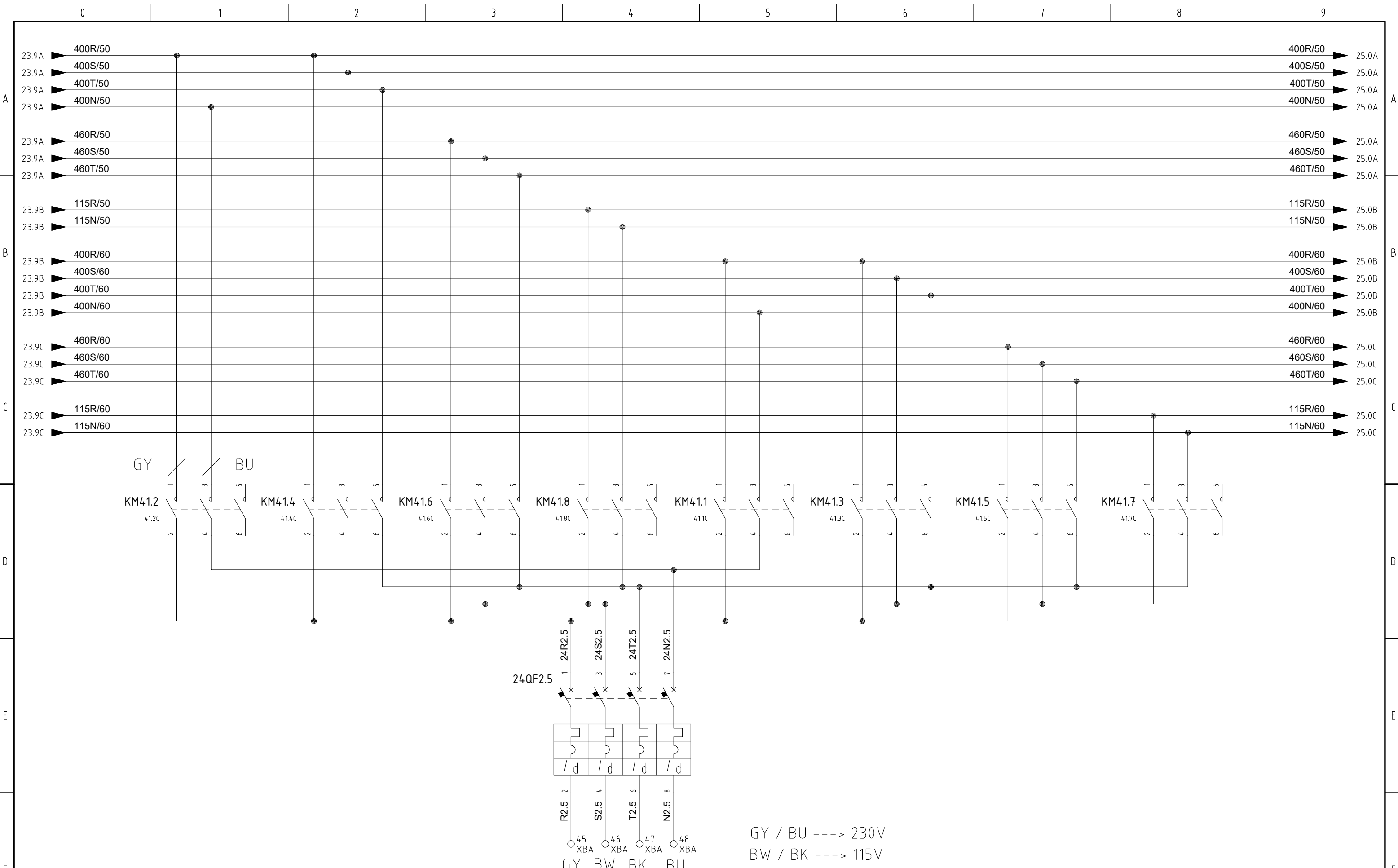
GY / BU ----> 230V
 BW / BK ----> 115V

REV.	MODIFICA	DATA	FIRMA	APPR.	S.M.

DATA 26/05/2023
 DISEGN. E.N.
 VISTO S.M.
 APPR. S.M.

Soluzioni Elettriche

FILE : 231073Q01	BAIA L2-4	E231073Q01	=
		231073Q01	+
			FG. 23
			F.S. 24



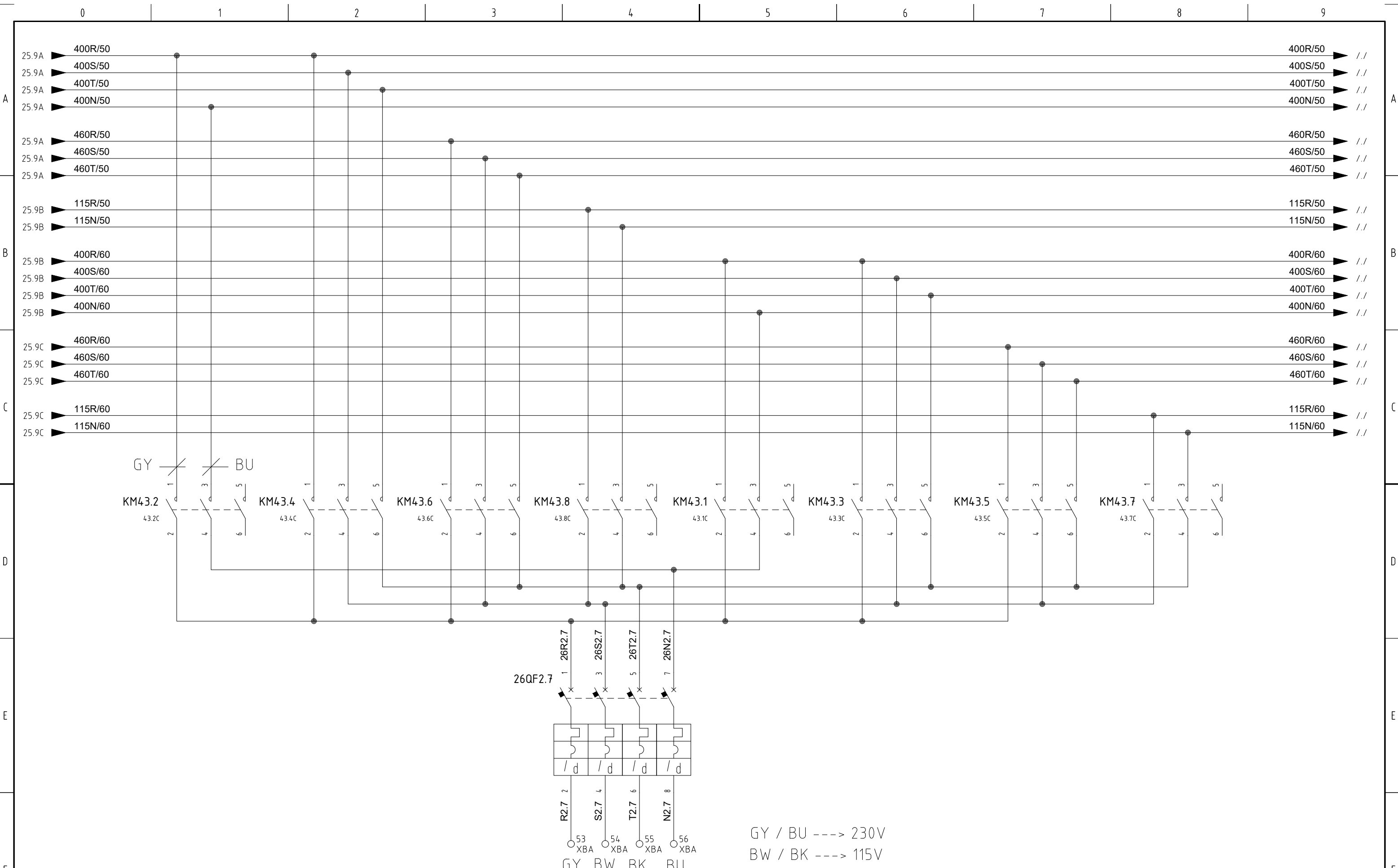
				DATA	26/05/2023
				DISEGN.	E.N.
				VISTO	S.M.
REV.	MODIFICA	DATA	FIRMA	APPR.	S.M.





FILE : 231073Q01

BAIA L2-5

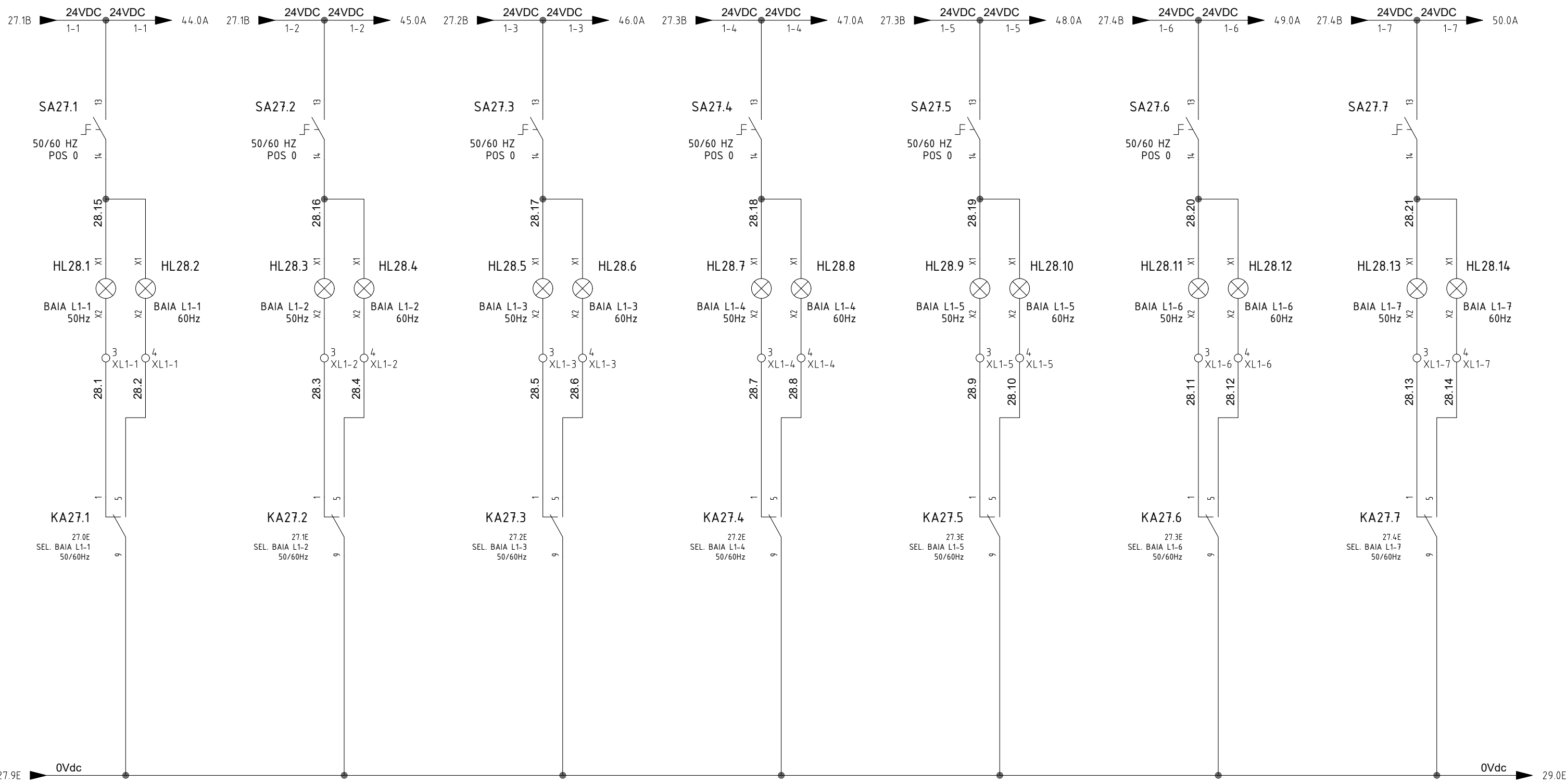
E231073Q01	=
	+
231073Q01	FG. 24
	F.S. 25



				DATA	26/05/2023	 DELTA 4S YNERGY SRL Soluzioni Elettriche		E231073Q01	=
				DISEGN.	E.N.				+
				VISTO	S.M.				
REV.	MODIFICA	DATA	FIRMA	APPR.	S.M.				
						FILE : 231073Q01		BAIA L2-7	
								231073Q01	FG. 26 F.S. 27



				DATA	26/05/2023	 Soluzioni Elettriche		E231073Q01	=
				DISEGN.	E.N.				+
				VISTO	S.M.			SELEZIONE 50/60HZ	
REV.	MODIFICA	DATA	FIRMA	APPR.	S.M.		FILE : 231073Q01		231073Q01

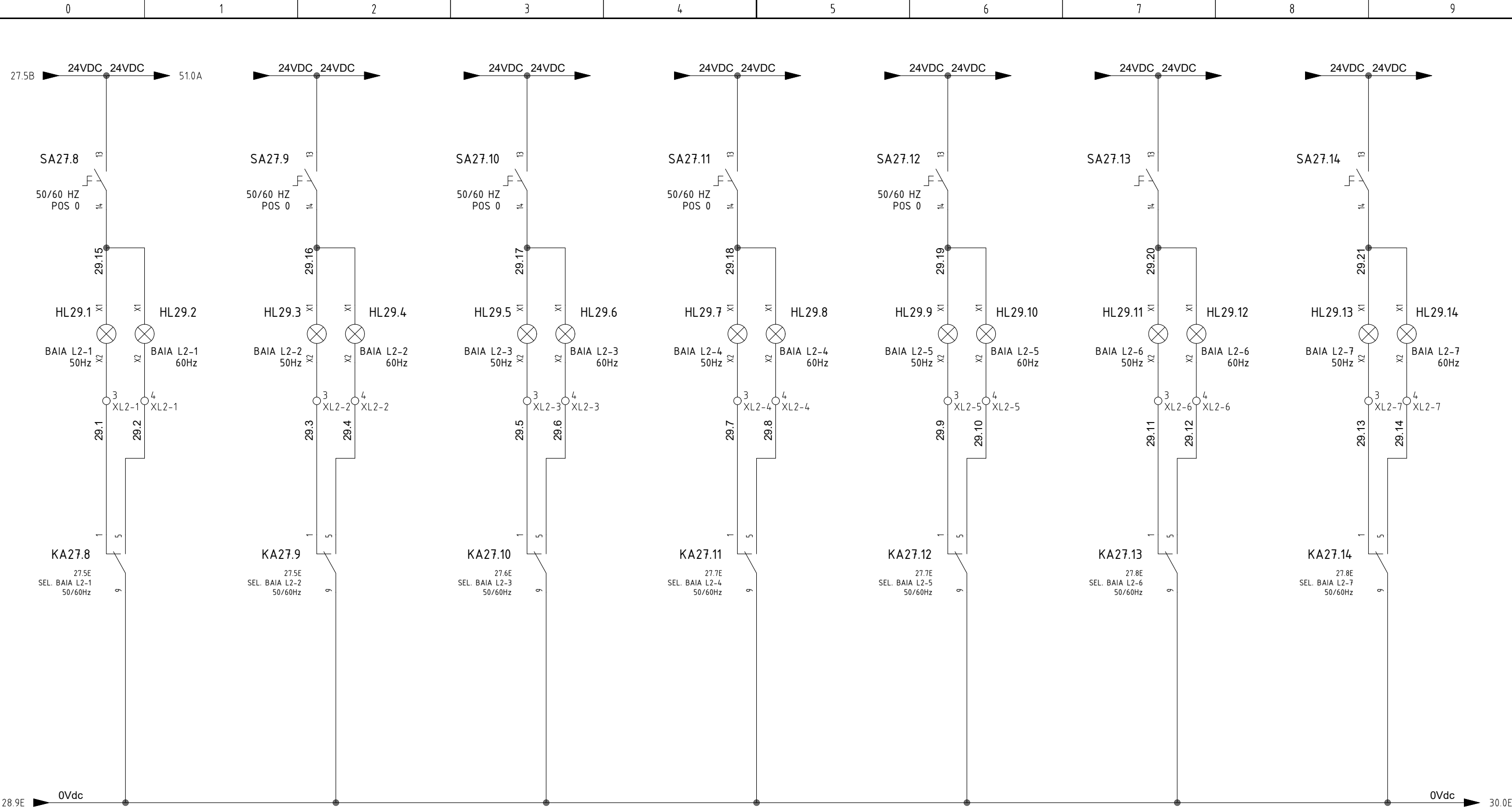


DATA	26/05/2023
DISEGN.	E.N.
VISTO	S.M.
APPR.	S.M.



FILE : 231073Q01

E231073Q01		=
LED 50/60 HZ BAIA L1-1/7		+
231073Q01	FG.	28
	F.S.	29



DATA	26/05/2023
DISEGN.	E.N.
VISTO	S.M.
REV.	MODIFICA
DATA	FIRMA
APPR.	S.M.



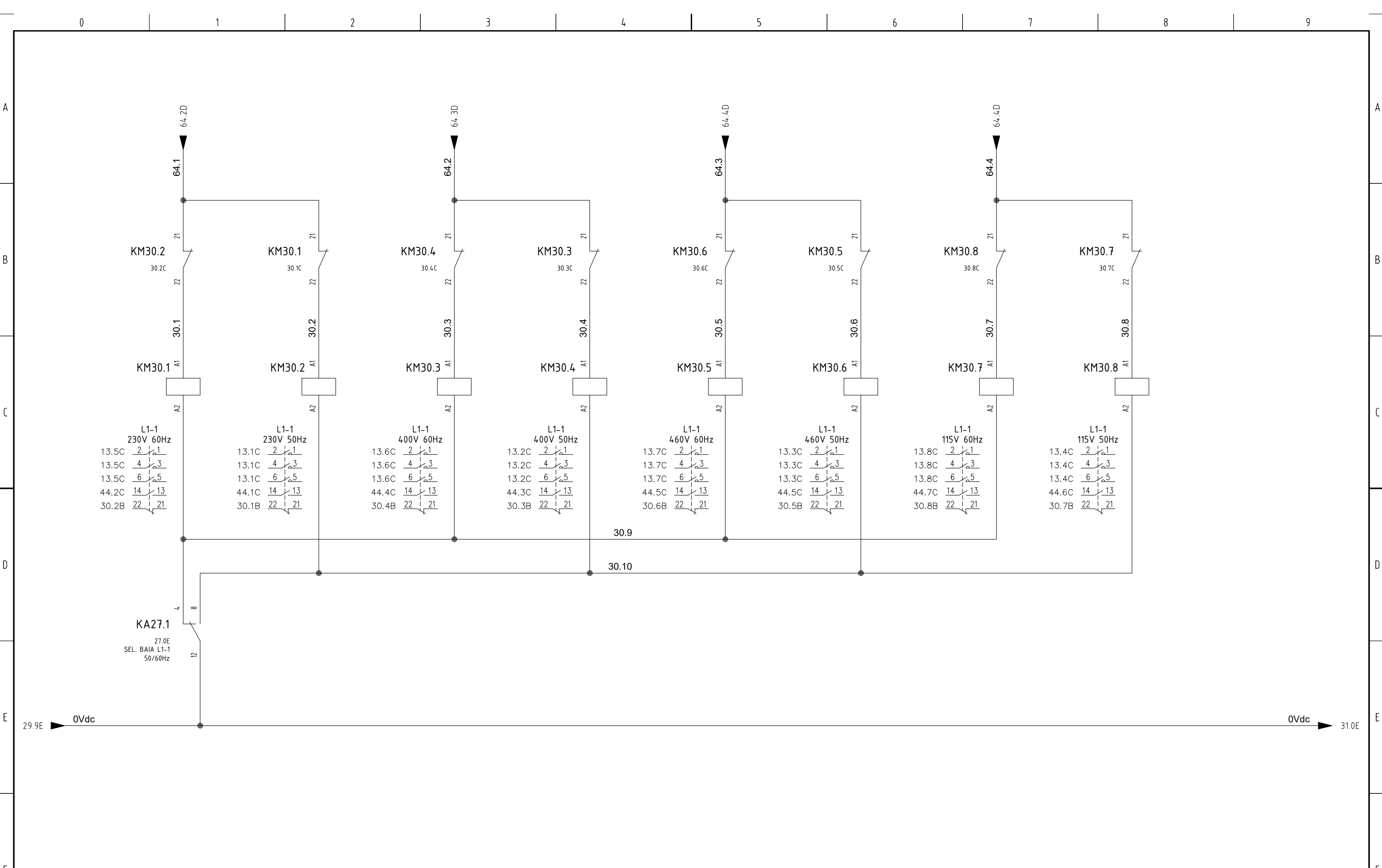
FILE : 231073Q01


LED 50/60 HZ BAIA L2-1/7

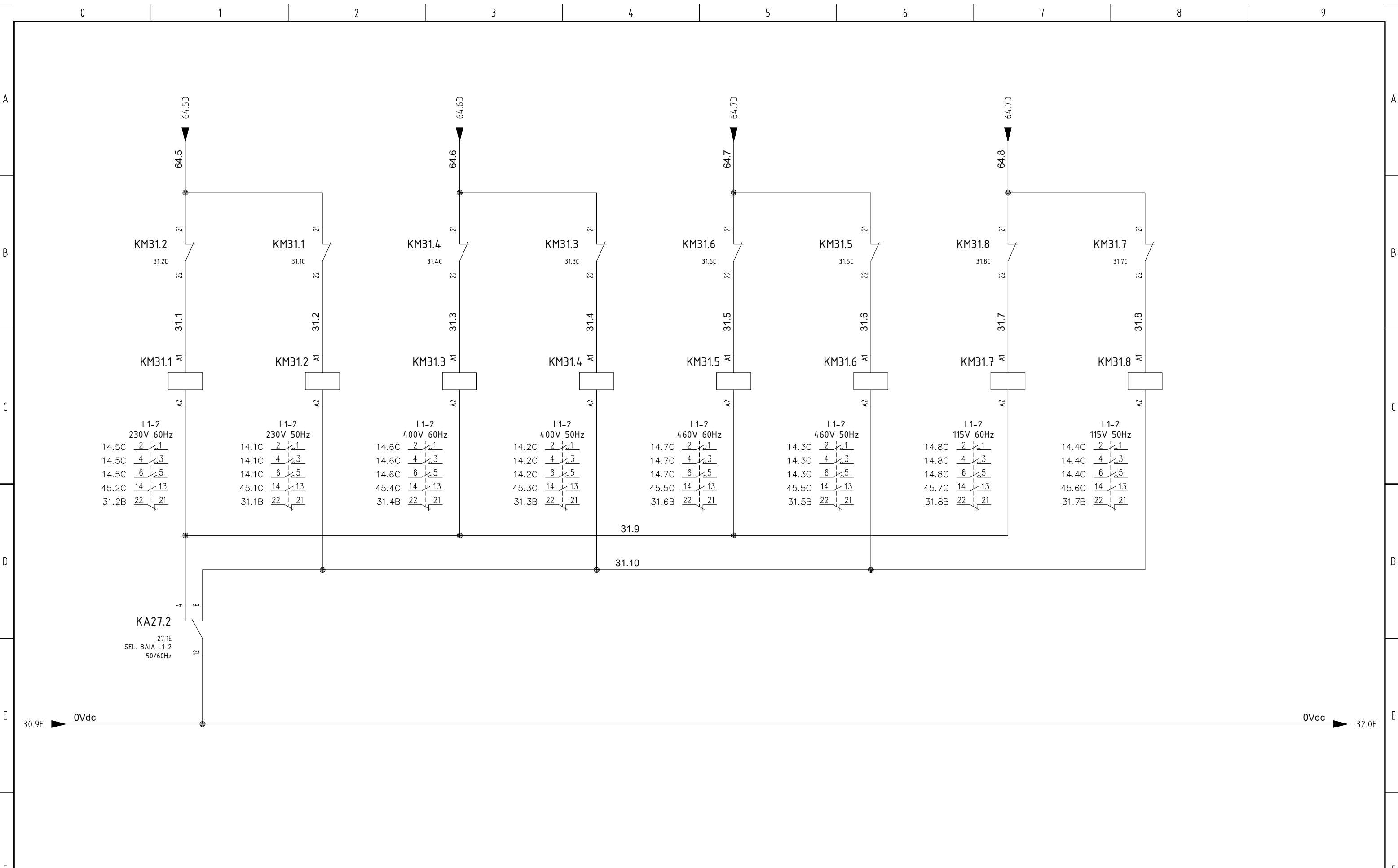
E231073Q01


231073Q01

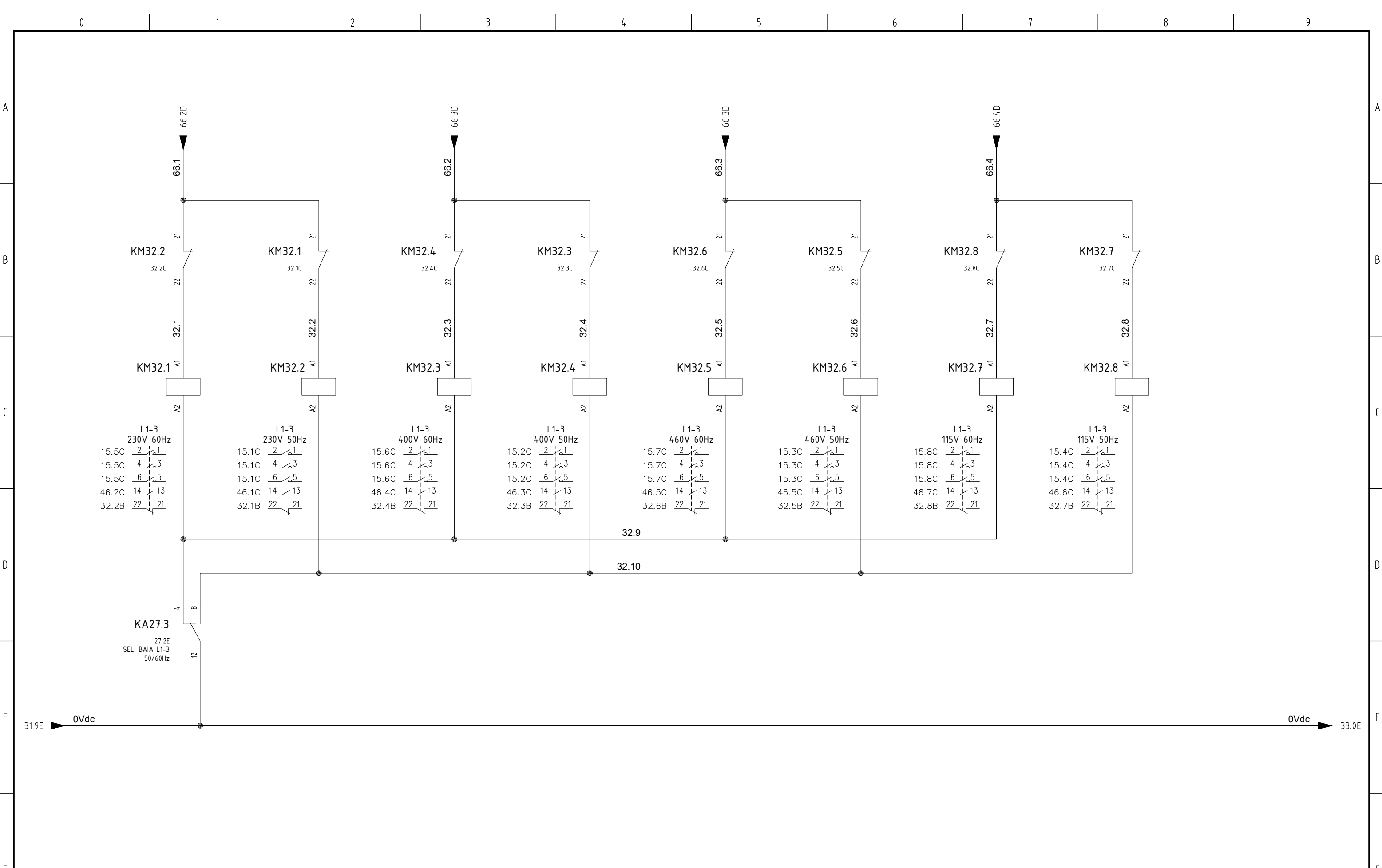
FG. 29
F.S. 30




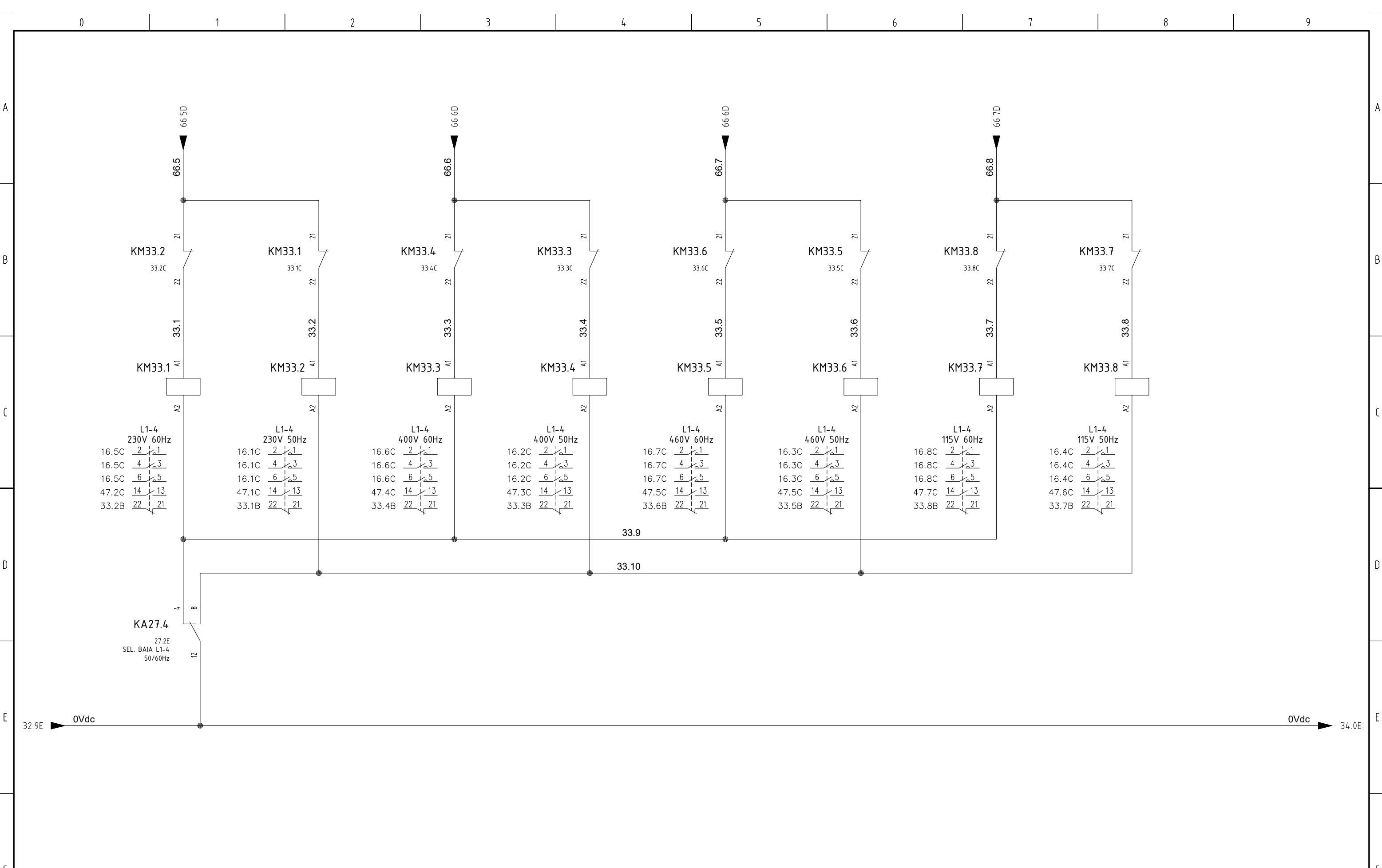
REV.	MODIFICA	DATA	FIRMA	APPR.	S.M.	 Soluzioni Elettriche	FILE : 231073Q01	CONTATTORI BAIA L1-1		E231073Q01	231073Q01	FG. 30 F.S. 31	




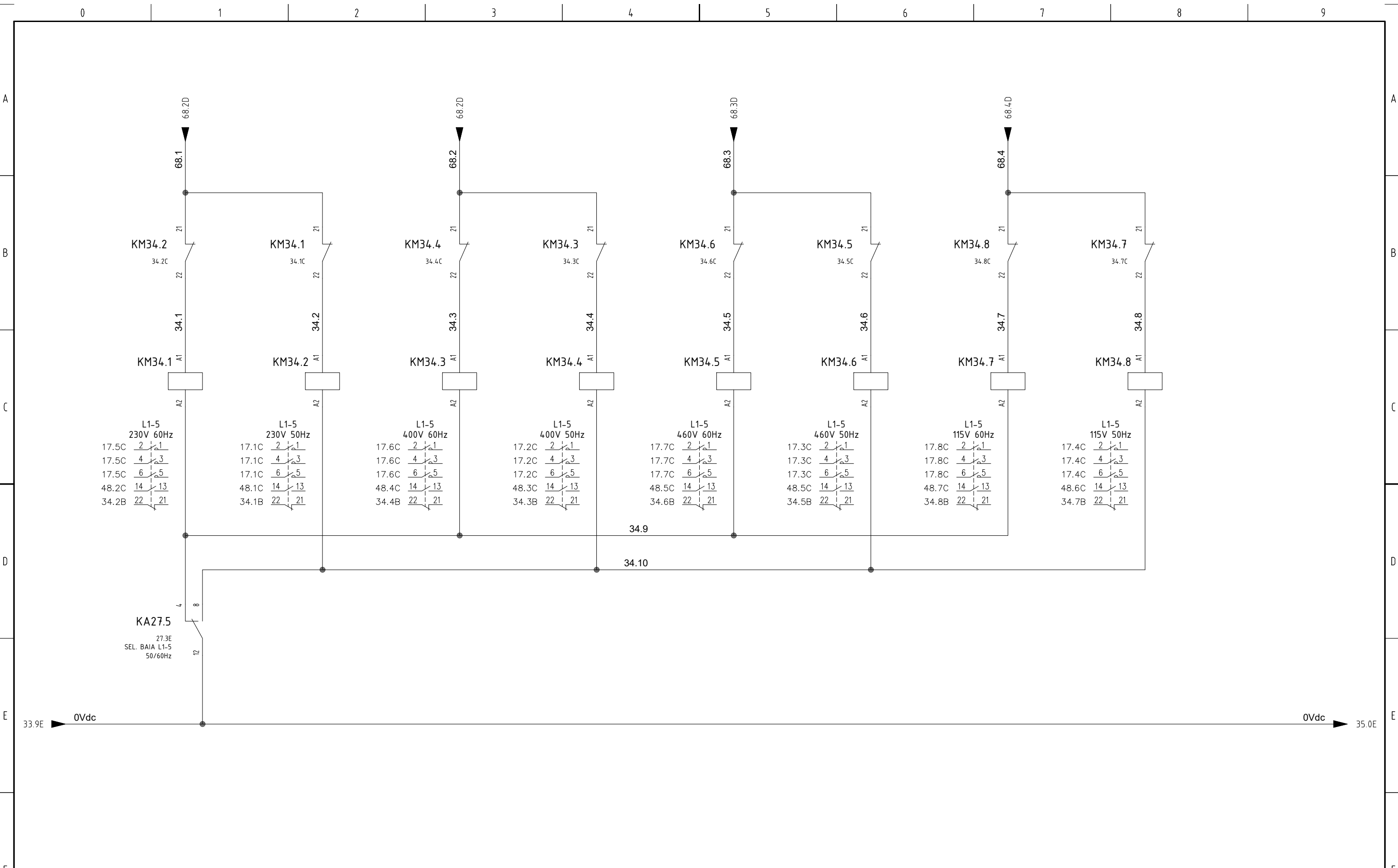
REV.	MODIFICA	DATA	FIRMA	APPR.	S.M.	 Soluzioni Elettriche	FILE : 231073Q01	CONTATTORI BAIA L1-2		E231073Q01	231073Q01	FG. 31 F.S. 32	




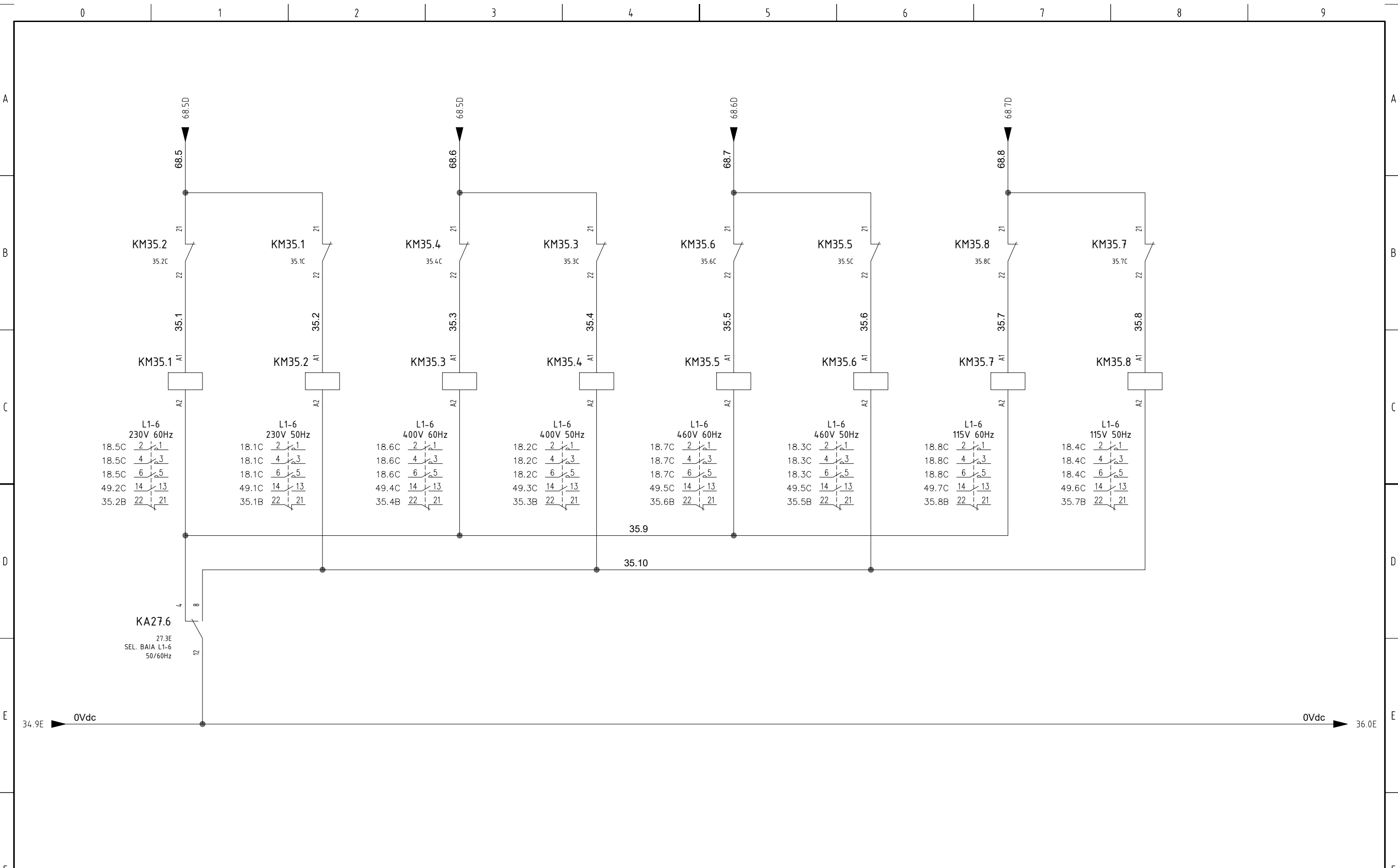
REV.	MODIFICA	DATA	FIRMA	APPR.	S.M.	 Soluzioni Elettriche	FILE : 231073Q01	CONTATTORI BAIA L1-3		E231073Q01 231073Q01	= + FG. 32 F.S. 33
		DATA			26/05/2023						
		DISEGN.			E.N.						
		VISTO			S.M.						




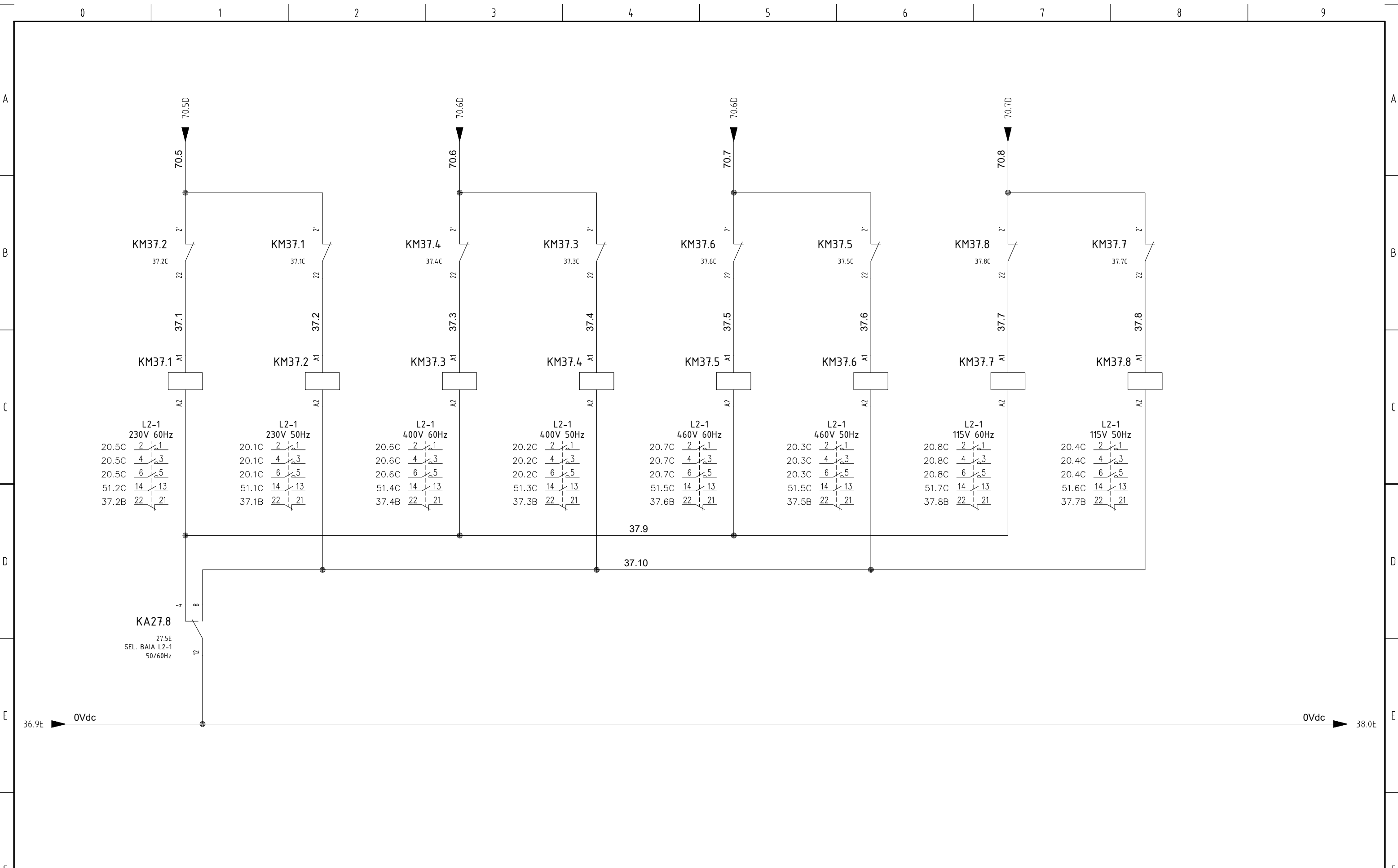
REV.	MODIFICA	DATA	FIRMA	APPR.	S.M.	 Soluzioni Elettriche	FILE : 231073Q01	CONTATTORI BAIA L1-4		E231073Q01 231073Q01	= + FG. 33 F.S. 34	



DATA	26/05/2023		E231073Q01		=
DISEGN.	E.N.		CONTATTORI BAIA L1-5		+
VISTO	S.M.		FILE : 231073Q01	231073Q01	FG. 34
REVISIONI	MODIFICHE		DATA	FIRMA	APPR.
REV.	MODIFICA	DATA	FIRMA	APPR.	S.M.



				DATA	26/05/2023	 DELTA 4S YNERGY SRL Soluzioni Elettriche		E231073Q01	=
				DISEGN.	E.N.				+
				VISTO	S.M.				
REV.	MODIFICA	DATA	FIRMA	APPR.	S.M.		FILE : 231073Q01	CONTATTORI BAIA L1-6	
								231073Q01	F.S. 36



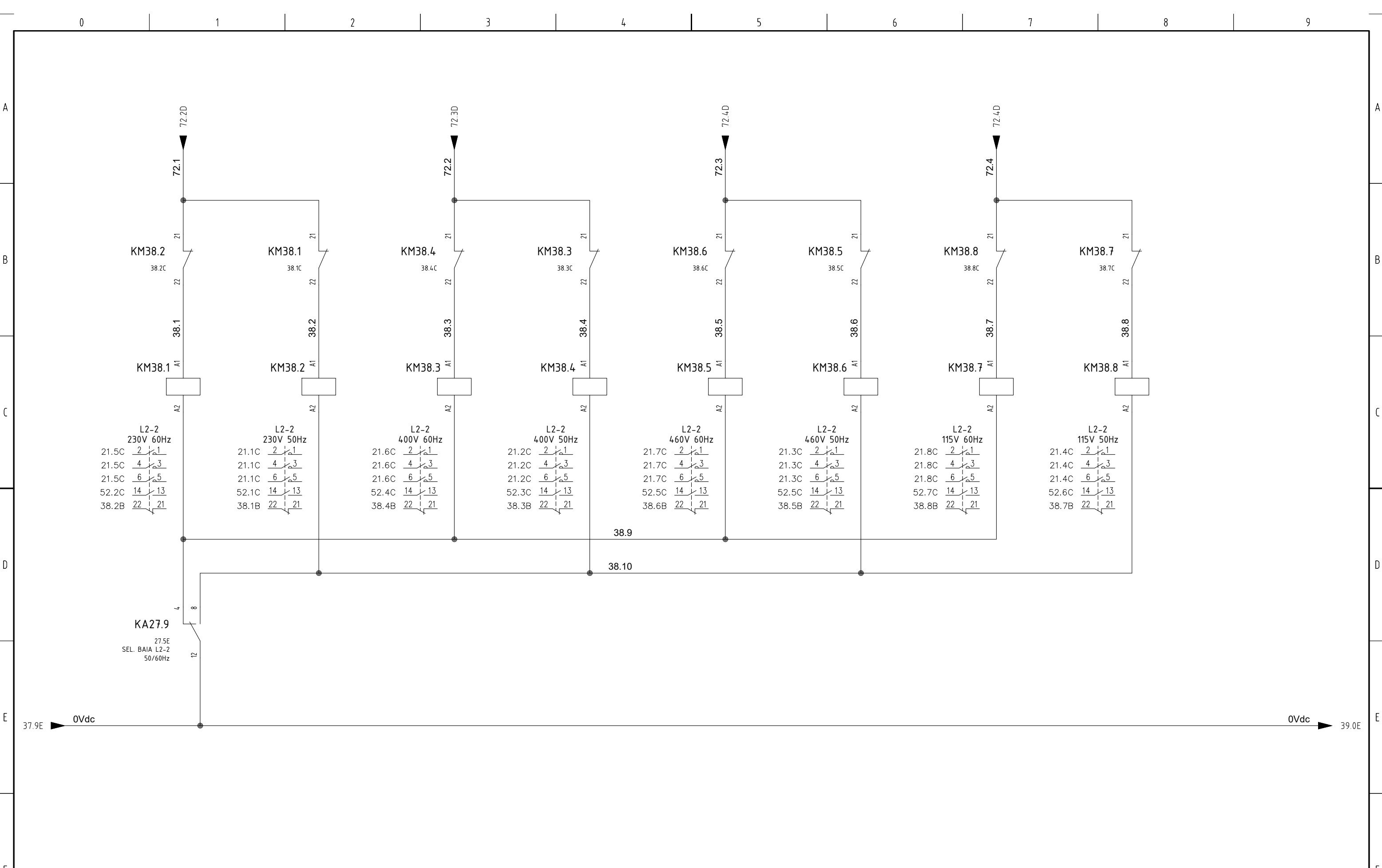
				DATA	26/05/2023
				DISEGN.	E.N.
				VISTO	S.M.
REV.	MODIFICA	DATA	FIRMA	APPR.	S.M.



FILE : 231073Q01

CONTATTORI BAIA L2-1

E231073Q01	=
	+
231073Q01	FG. 37
	F.S. 38



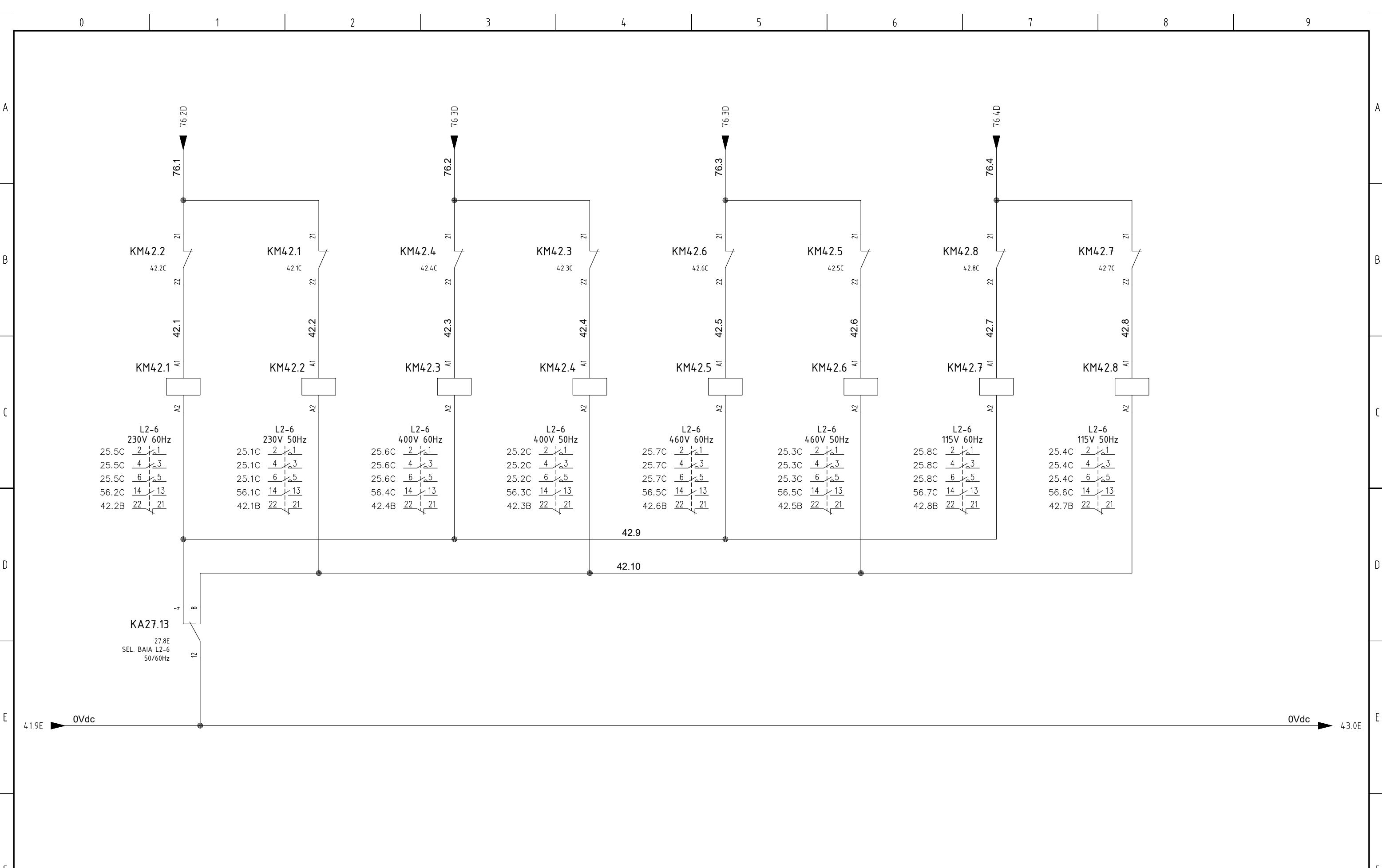
DATA	26/05/2023
DISEGN.	E.N.
VISTO	S.M.
APPR.	S.M.
REV.	MODIFICA
DATA	FIRMA




FILE : 231073Q01

CONTATTORI BAIA L2-2

E231073Q01	=
	+
231073Q01	FG. 38
	F.S. 39



REV.	MODIFICA	DATA	FIRMA	APPR.	S.M.	 Soluzioni Elettriche	FILE : 231073Q01	CONTATTORI BAIA L2-6		E231073Q01 231073Q01	= + FG. 42 F.S. 43	

0 1 2 3 4 5 6 7 8 9

A

A

B

B

C

C

D

D

E

E

F

F

28.1A 24VDC 1-1 24VDC 1-1 61.3A

SH63.1
63.3B
ON 230V
L1-1

SH63.2
63.4B
ON 400V
L1-1

SH63.3
63.4B
ON 460V
L1-1

SH63.4
63.5B
ON 115V
L1-1

5
XL1-1

6
XL1-1

7
XL1-1

8
XL1-1

44.1

44.2

44.3

44.4

KM30.2
30.2C
L1-1
230V 50Hz

KM30.1
30.1C
L1-1
230V 60Hz

KM30.4
30.4C
L1-1
400V 50Hz

KM30.3
30.3C
L1-1
400V 60Hz

KM30.6
30.6C
L1-1
460V 50Hz

KM30.5
30.5C
L1-1
460V 60Hz

KM30.8
30.8C
L1-1
115V 50Hz

KM30.7
30.7C
L1-1
115V 60Hz

43.9E 0Vdc

0Vdc 45.0E

				DATA	26/05/2023
				DISEGN.	E.N.
				VISTO	S.M.
REV.	MODIFICA	DATA	FIRMA	APPR.	S.M.



FILE : 231073Q01

LED BAIA L1-1

E231073Q01

231073Q01

FG. 44
F.S. 45

0 1 2 3 4 5 6 7 8 9

0 1 2 3 4 5 6 7 8 9

A

B

C

D

E

F

A

B

C

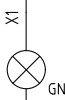
D

E

F

28.2A 24VDC 1-2 24VDC 1-2 61.3A

SH63.5
63.6B
ON 230V
L1-2



5
XL1-2

45.1

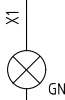
KM31.2
31.2C
L1-2
230V 50Hz



KM31.1
31.1C
L1-2
230V 60Hz



SH63.6
63.7B
ON 400V
L1-2



6
XL1-2

45.2

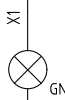
KM31.4
31.4C
L1-2
400V 50Hz



KM31.3
31.3C
L1-2
400V 60Hz



SH63.7
63.7B
ON 460V
L1-2



7
XL1-2

45.3

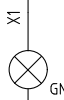
KM31.6
31.6C
L1-2
460V 50Hz



KM31.5
31.5C
L1-2
460V 60Hz



SH63.8
63.8B
ON 115V
L1-2



8
XL1-2

45.4

KM31.8
31.8C
L1-2
115V 50Hz



KM31.7
31.7C
L1-2
115V 60Hz



44.9E 0Vdc

0Vdc 46.0E

				DATA	26/05/2023
				DISEGN.	E.N.
				VISTO	S.M.
REV.	MODIFICA	DATA	FIRMA	APPR.	S.M.



FILE : 231073Q01

LED BAIA L1-1

E231073Q01

231073Q01

FG. 45
F.S. 46

0 1 2 3 4 5 6 7 8 9

28.3A 24VDC 1-3 24VDC 1-3 61.4A

SH65.1
65.3B
ON 230V
L1-3



5
XL1-3

46.1

KM32.2
32.2C
L1-3
230V 50Hz



KM32.1
32.1C
L1-3
230V 60Hz



SH65.2
65.4B
ON 400V
L1-3



6
XL1-3

46.2

KM32.4
32.4C
L1-3
400V 50Hz



KM32.3
32.3C
L1-3
400V 60Hz



SH65.3
65.4B
ON 460V
L1-3



7
XL1-3

46.3

KM32.6
32.6C
L1-3
460V 50Hz



KM32.5
32.5C
L1-3
460V 60Hz



SH65.4
65.5B
ON 115V
L1-3



8
XL1-3

46.4

KM32.8
32.8C
L1-3
115V 50Hz



KM32.7
32.7C
L1-3
115V 60Hz



45.9E 0Vdc

0Vdc 47.0E

DATA	26/05/2023
DISEGN.	E.N.
VISTO	S.M.
APPR.	S.M.
REV.	MODIFICA
	DATA
	FIRMA



FILE : 231073Q01

LED BAIA L1-1

E231073Q01

231073Q01

FG. 46
F.S. 47

28.5A 24VDC 1-4 24VDC 1-4 61.5A

SH65.5
65.6B
ON 230V
L1-4

SH65.6
65.7B
ON 400V
L1-4

SH65.7
65.7B
ON 460V
L1-4

SH65.8
65.8B
ON 115V
L1-4

5
XL1-4

6
XL1-4

7
XL1-4

8
XL1-4

47.1

47.2

47.3

47.4

KM33.2
33.2C
L1-4
230V 50Hz

KM33.1
33.1C
L1-4
230V 60Hz

KM33.4
33.4C
L1-4
400V 50Hz

KM33.3
33.3C
L1-4
400V 60Hz

KM33.6
33.6C
L1-4
460V 50Hz

KM33.5
33.5C
L1-4
460V 60Hz

KM33.8
33.8C
L1-4
115V 50Hz

KM33.7
33.7C
L1-4
115V 60Hz

46.9E 0Vdc

0Vdc 48.0E

DATA	26/05/2023
DISEGN.	E.N.
VISTO	S.M.
REV.	MODIFICA
DATA	FIRMA
APPR.	S.M.



FILE : 231073Q01

LED BAIA L1-1

E231073Q01

231073Q01

FG. 47
F.S. 48

0 1 2 3 4 5 6 7 8 9

A

A

B

B

C

C

D

D

E

E

F

F

28.6A 24VDC 1-5 24VDC 1-5 61.6A

SH67.1
67.3B
ON 230V
L1-5

SH67.2
67.4B
ON 400V
L1-5

SH67.3
67.4B
ON 460V
L1-5

SH67.4
67.5B
ON 115V
L1-5

5
XL1-5

6
XL1-5

7
XL1-5

8
XL1-5

48.1

48.2

48.3

48.4

KM34.2
34.2C
L1-5
230V 50Hz

KM34.1
34.1C
L1-5
230V 60Hz

KM34.4
34.4C
L1-5
400V 50Hz

KM34.3
34.3C
L1-5
400V 60Hz

KM34.6
34.6C
L1-5
460V 50Hz

KM34.5
34.5C
L1-5
460V 60Hz

KM34.8
34.8C
L1-5
115V 50Hz

KM34.7
34.7C
L1-5
115V 60Hz

47.9E 0Vdc

0Vdc 49.0E

				DATA	26/05/2023
				DISEGN.	E.N.
				VISTO	S.M.
REV.	MODIFICA	DATA	FIRMA	APPR.	S.M.



FILE : 231073Q01

LED BAIA L1-1

E231073Q01

231073Q01

FG. 48
F.S. 49

0 1 2 3 4 5 6 7 8 9

0 1 2 3 4 5 6 7 8 9

A

A

B

B

C

C

D

D

E

E

F

F

28.7A 24VDC 1-6 24VDC 1-6 61.6A

SH67.5
67.6B
ON 230V
L1-6



5
XL1-6

49.1

KM35.2
35.2C
L1-6
230V 50Hz



KM35.1
35.1C
L1-6
230V 60Hz



SH67.6
67.7B
ON 400V
L1-6



6
XL1-6

49.2

KM35.4
35.4C
L1-6
400V 50Hz



KM35.3
35.3C
L1-6
400V 60Hz



SH67.7
67.7B
ON 460V
L1-6



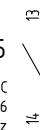
7
XL1-6

49.3

KM35.6
35.6C
L1-6
460V 50Hz



KM35.5
35.5C
L1-6
460V 60Hz



SH67.8
67.8B
ON 115V
L1-6



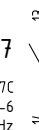
8
XL1-6

49.4

KM35.8
35.8C
L1-6
115V 50Hz



KM35.7
35.7C
L1-6
115V 60Hz



48.9E 0Vdc

0Vdc 50.0E

				DATA	26/05/2023
				DISEGN.	E.N.
				VISTO	S.M.
REV.	MODIFICA	DATA	FIRMA	APPR.	S.M.



FILE : 231073Q01

LED BAIA L1-1

E231073Q01

231073Q01

FG. 49
F.S. 50

0 1 2 3 4 5 6 7 8 9

0 1 2 3 4 5 6 7 8 9

A

A

B

B

C

C

D

D

E

E

F

F

28.9A 24VDC 1-7 24VDC 1-7 61.7A

SH69.1
69.3B
ON 230V
L1-7



5
XL1-7

50.1

KM36.2
36.2C
L1-7
230V 50Hz

KM36.1
36.1C
L1-7
230V 60Hz

SH69.2
69.4B
ON 400V
L1-7



6
XL1-7

50.2

KM36.4
36.4C
L1-7
400V 50Hz

KM36.3
36.3C
L1-7
400V 60Hz

SH69.3
69.4B
ON 460V
L1-7



7
XL1-7

50.3

KM36.6
36.6C
L1-7
460V 50Hz

KM36.5
36.5C
L1-7
460V 60Hz

SH69.4
69.5B
ON 115V
L1-7



8
XL1-7

50.4

KM36.8
36.8C
L1-7
115V 50Hz

KM36.7
36.7C
L1-7
115V 60Hz

49.9E 0Vdc 0Vdc 51.0E

				DATA	26/05/2023
				DISEGN.	E.N.
				VISTO	S.M.
REV.	MODIFICA	DATA	FIRMA	APPR.	S.M.



FILE : 231073Q01

LED BAIA L1-1

E231073Q01

231073Q01

FG. 50
F.S. 51

0 1 2 3 4 5 6 7 8 9

0 1 2 3 4 5 6 7 8 9

A

A

B

B

C

C

D

D

E

E

F

F

29.1A \blacktriangleright 24VDC 2-1 \blacktriangleright 61.8A 24VDC 2-1

SH69.5
69.6B
ON 230V
L2-1

SH69.6
69.7B
ON 400V
L2-1

SH69.7
69.7B
ON 460V
L2-1

SH69.8
69.8B
ON 115V
L2-1

5
XL2-1

6
XL2-1

7
XL2-1

8
XL2-1

51.1

51.2

51.3

51.4

KM37.2
37.2C
L2-1
230V 50Hz

KM37.1
37.1C
L2-1
230V 60Hz

KM37.4
37.4C
L2-1
400V 50Hz

KM37.3
37.3C
L2-1
400V 60Hz

KM37.6
37.6C
L2-1
460V 50Hz

KM37.5
37.5C
L2-1
460V 60Hz

KM37.8
37.8C
L2-1
115V 50Hz

KM37.7
37.7C
L2-1
115V 60Hz

50.9E \blacktriangleright 0Vdc

0Vdc \blacktriangleright 52.0E

				DATA	26/05/2023
				DISEGN.	E.N.
				VISTO	S.M.
REV.	MODIFICA	DATA	FIRMA	APPR.	S.M.



FILE : 231073Q01

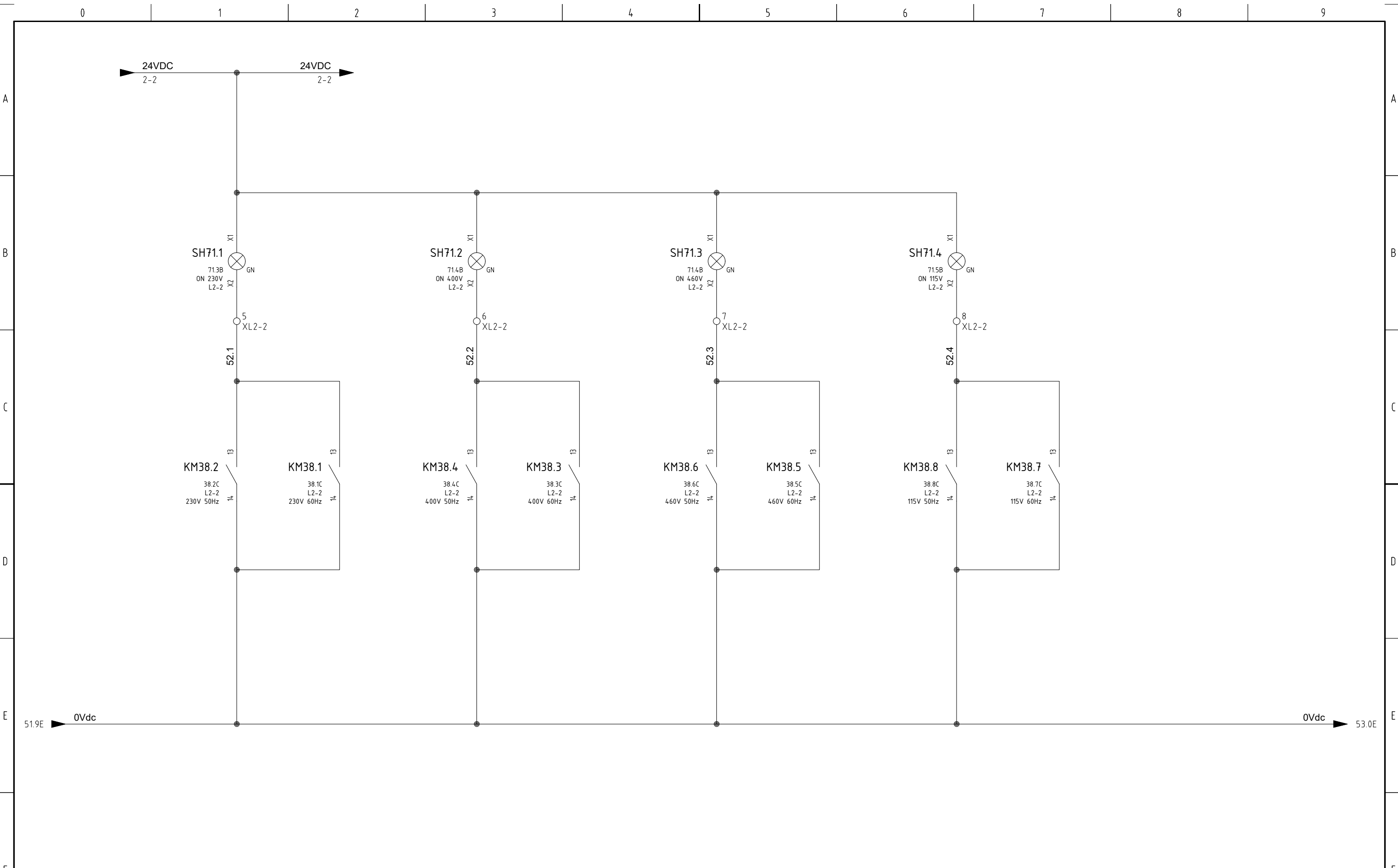
LED BAIA L2-1


E231073Q01

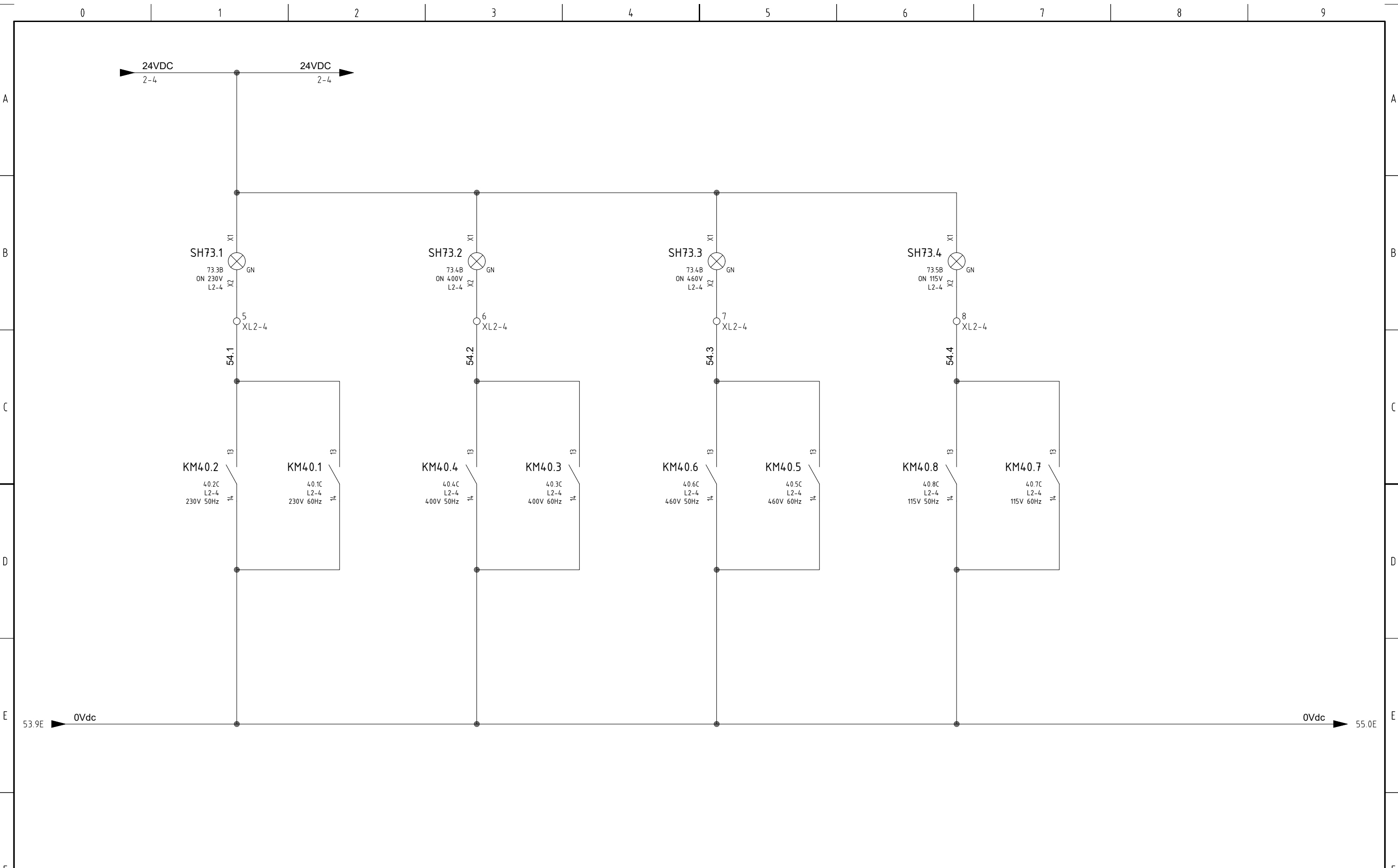
231073Q01


FG. 51
F.S. 52

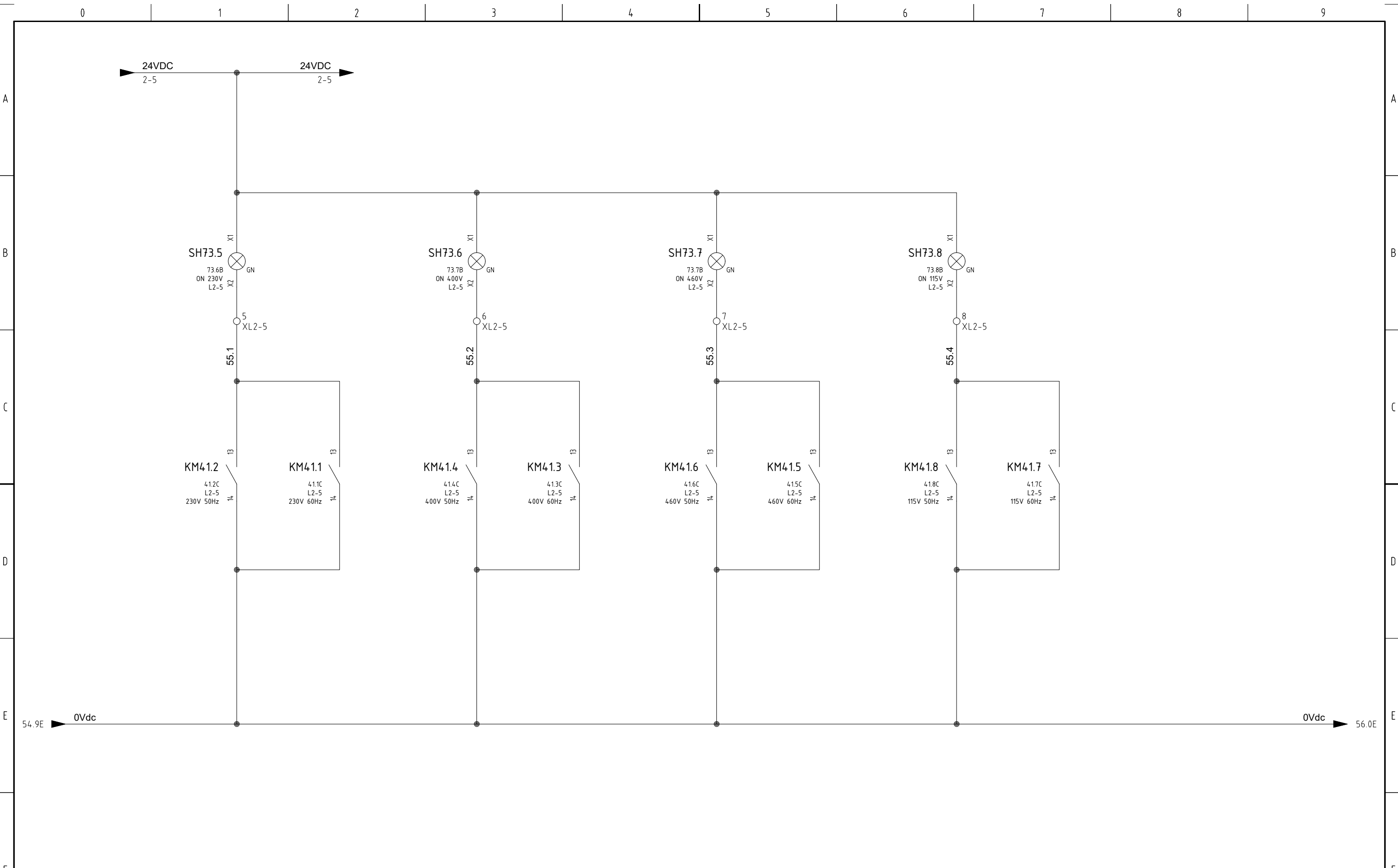
0 1 2 3 4 5 6 7 8 9



				DATA	26/05/2023	 DELTA 4S YNERGY SRL Soluzioni Elettriche		E231073Q01	=
				DISEGN.	E.N.				+
				VISTO	S.M.				
REV.	MODIFICA	DATA	FIRMA	APPR.	S.M.				
						FILE : 231073Q01	LED BAIA L2-2	231073Q01	FG. 52 F.S. 53



				DATA	26/05/2023	 DELTA 4S YNERGY SRL Soluzioni Elettriche		E231073Q01	=
				DISEGN.	E.N.				+
				VISTO	S.M.				
REV.	MODIFICA	DATA	FIRMA	APPR.	S.M.				
						FILE : 231073Q01	LED BAIA L2-4	231073Q01	FG. 54 F.S. 55



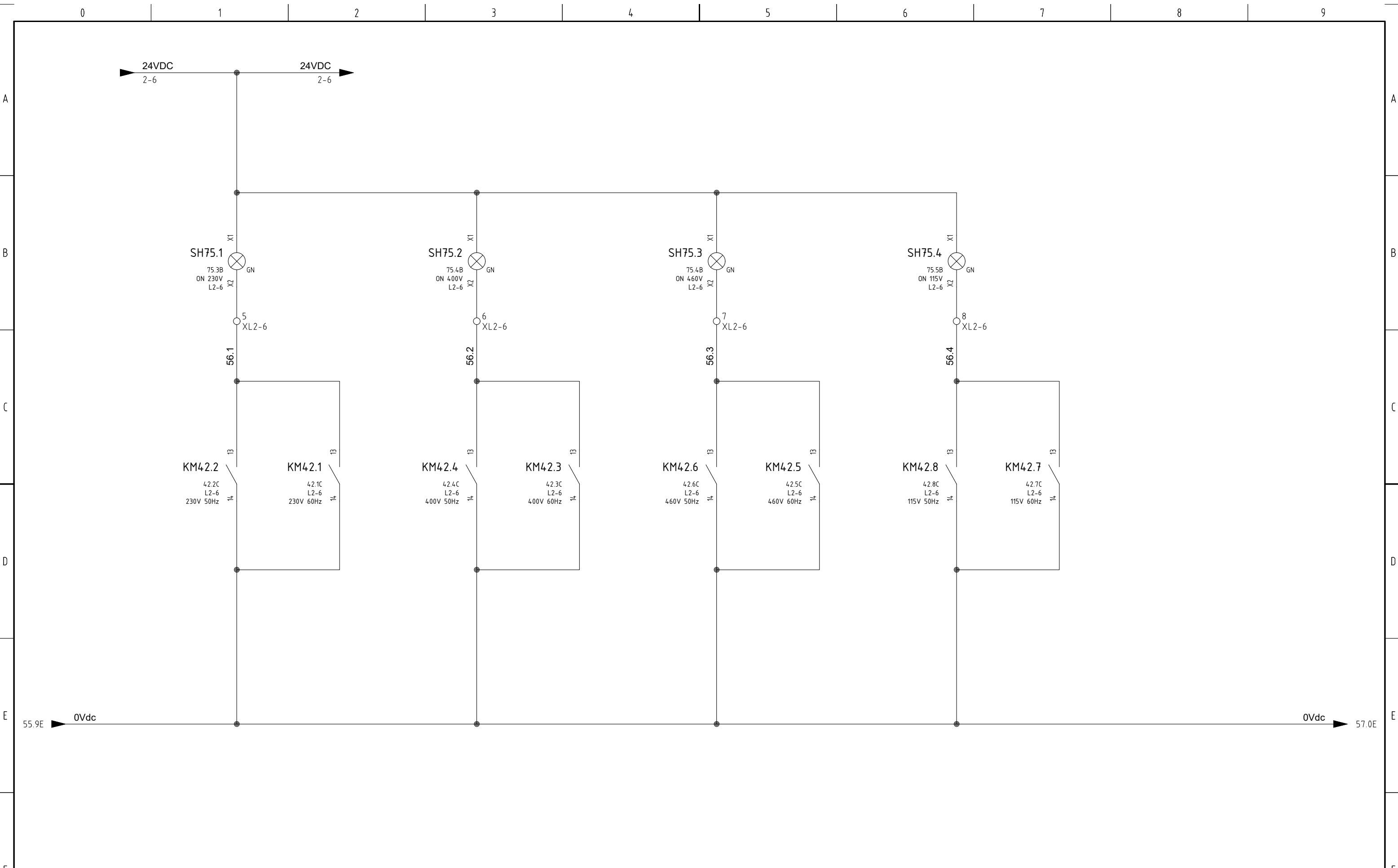
				DATA	26/05/2023
				DISEGN.	E.N.
				VISTO	S.M.
REV.	MODIFICA	DATA	FIRMA	APPR.	S.M.



FILE : 231073Q01

LED BAIA L2-5

E231073Q01	=
	+
231073Q01	FG. 55
	F.S. 56

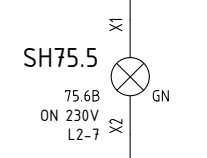


				DATA	26/05/2023
				DISEGN.	E.N.
				VISTO	S.M.
REV.	MODIFICA	DATA	FIRMA	APPR.	S.M.



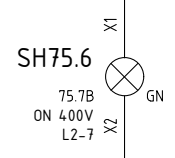
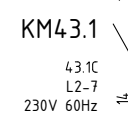
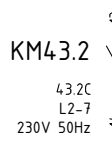
FILE : 231073Q01	LED BAIA L2-6	E231073Q01	=
		231073Q01	+
			FG. 56
			F.S. 57

24VDC 2-7 →



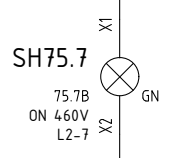
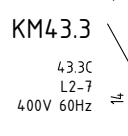
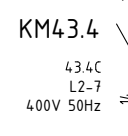
5
XL2-7

57.1



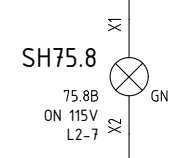
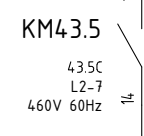
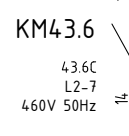
6
XL2-7

57.2



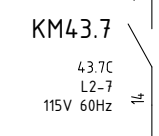
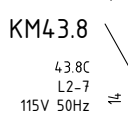
7
XL2-7

57.3



8
XL2-7

57.4



56.9E

0Vdc

0Vdc

61.0A

DATA	26/05/2023
DISEGN.	E.N.
VISTO	S.M.
APPR.	S.M.



FILE : 231073Q01

LED BAIA L2-1

E231073Q01

231073Q01

FG.	57
F.S.	60

A

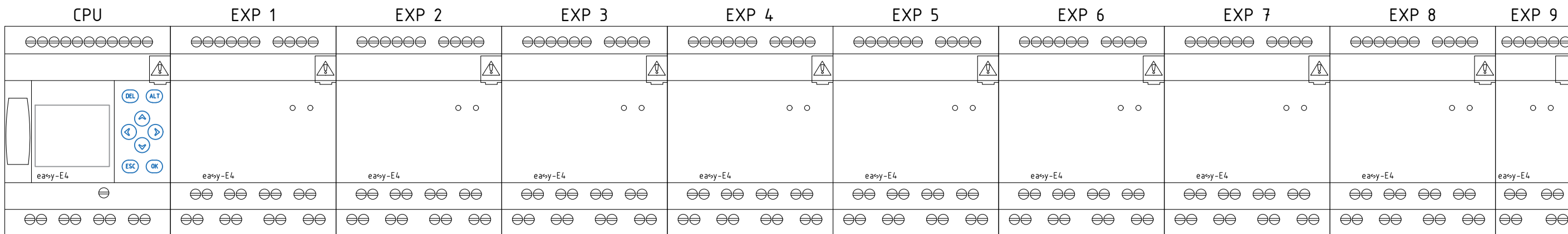
B

C

D

E

F




				DATA	26/05/2023
				DISEGN.	E.N.
				VISTO	S.M.
REV.	MODIFICA	DATA	FIRMA	APPR.	S.M.



FILE : 231073Q01

LAY_OUT PLC

E231073Q01	=
	+
231073Q01	FG. 60
	F.S. 61



+UC		0V		0V		11		12		13		14		15		16		17		18	
CPU: EATON MOD.: 0		CPU: EATON MOD.: 0		CPU: EATON MOD.: 0		CPU: EATON MOD.: 0		CPU: EATON MOD.: 0		CPU: EATON MOD.: 0		CPU: EATON MOD.: 0		CPU: EATON MOD.: 0		CPU: EATON MOD.: 0		CPU: EATON MOD.: 0		CPU: EATON MOD.: 0	
Name: CPU	Sheet: 60.00	Name: CPU	Sheet: 60.00	Name: CPU	Sheet: 60.00	Name: CPU	Sheet: 60.00	Name: CPU	Sheet: 60.00	Name: CPU	Sheet: 60.00	Name: CPU	Sheet: 60.00	Name: CPU	Sheet: 60.00	Name: CPU	Sheet: 60.00	Name: CPU	Sheet: 60.00	Name: CPU	Sheet: 60.00
CPU						PULSANTE STOP L1-1		PULSANTE STOP L1-2		PULSANTE STOP L1-3		PULSANTE STOP L1-4		PULSANTE STOP L1-5		PULSANTE STOP L1-6		PULSANTE STOP L1-7		PULSANTE STOP L2-1	

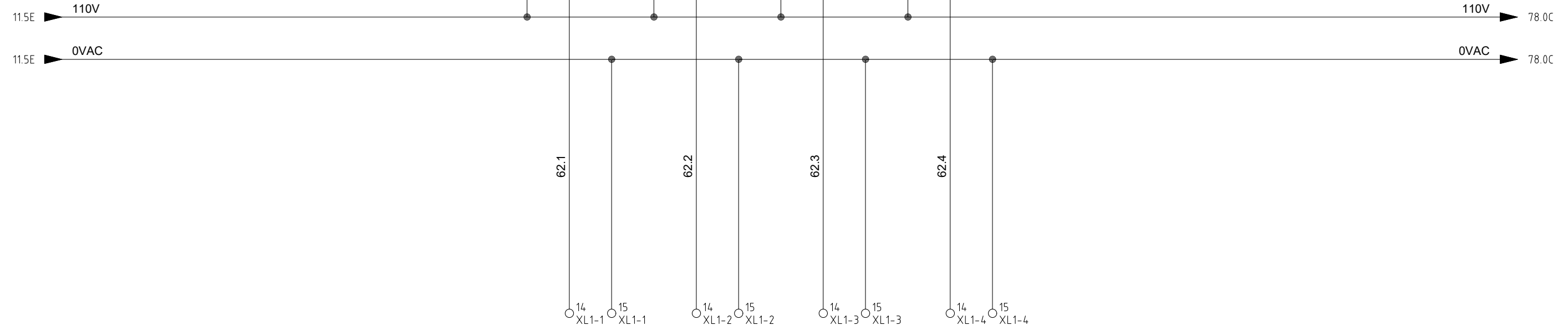
REV.	MODIFICA	DATA	FIRMA	APPR.	S.M.


DELTA 4S YNERGY SRL
 Soluzioni Elettriche

FILE : 23I073Q01	INGRESSI CPU	E23I073Q01	=
		23I073Q01	+
			FG. 61
			F.S. 62

CPU

AUX 110V L1-1		AUX 110V L1-2		AUX 110V L1-3		AUX 110V L1-4	
Name: CPU	Sheet: 60.00	Name: CPU	Sheet: 60.00	Name: CPU	Sheet: 60.00	Name: CPU	Sheet: 60.00
CPU: EATON MOD.: 0		CPU: EATON MOD.: 0		CPU: EATON MOD.: 0		CPU: EATON MOD.: 0	
1 2		1 2		1 2		1	



				DATA	26/05/2023
				DISEGN.	E.N.
				VISTO	S.M.
REV.	MODIFICA	DATA	FIRMA	APPR.	S.M.



FILE : 231073Q01

USCITE CPU

E231073Q01	=
	+
231073Q01	FG. 62
	F.S. 63

0 1 2 3 4 5 6 7 8 9

EXP1

Q 230V L1-1		Q 400V L1-1		Q 460V L1.1		Q 115V L1-1		Q 230V L1-2		Q 400V L1-2		Q 460V L1-2		Q 115V L1-2	
Name: EXP 1	Sheet: 60.1D	Name: EXP 1	Sheet: 60.1D	Name: EXP 1	Sheet: 60.1D	Name: EXP 1	Sheet: 60.1D	Name: D60.1	Sheet: 60.1D	Name: D60.1	Sheet: 60.1D	Name: D60.1	Sheet: 60.1D	Name: D60.1	Sheet: 60.1D
CPU: EATON MOD.: 1		CPU: EATON MOD.: 1		CPU: EATON MOD.: 1		CPU: EATON MOD.: 1		CPU: EATON MOD.: 1		CPU: EATON MOD.: 1		CPU: EATON MOD.: 1		CPU: EATON MOD.: 1	
1	2	1	2	1	2	1	2	1	2	1	2	1	2	1	2



64.1
30.1A

64.2
30.3A

64.3
30.5A

64.4
30.7A

64.5
31.1A

64.6
31.3A

64.7
31.5A

64.8
31.7A

				DATA	26/05/2023
				DISEGN.	E.N.
				VISTO	S.M.
REV.	MODIFICA	DATA	FIRMA	APPR.	S.M.



FILE : 231073Q01

USCITE EXP 1

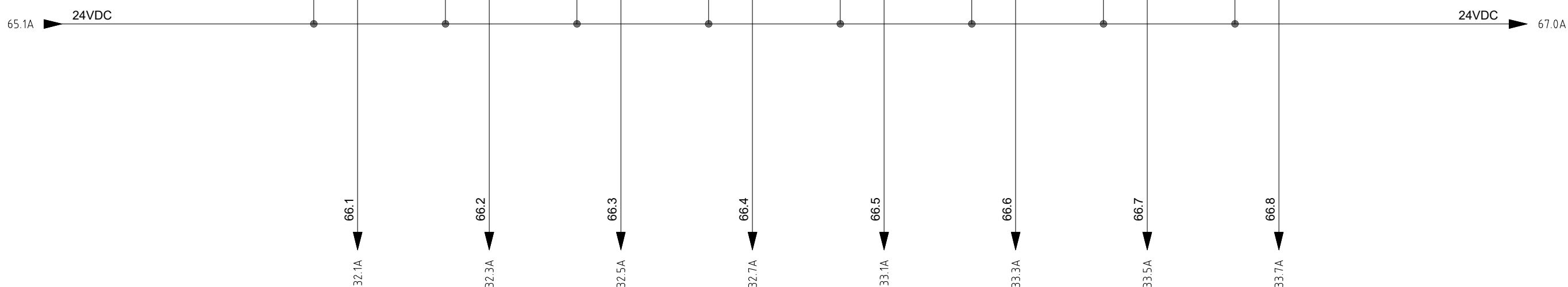
E231073Q01

231073Q01

FG.	64
F.S.	65

EXP2


Q 230V L1-3		Q 400V L1-3		Q 460V L1-3		Q 115V L1-3		Q 230V L1-4		Q 400V L1-4		Q 460V L1-4		Q 115V L1-4	
Name:	Sheet:	Name:	Sheet:	Name:	Sheet:	Name:	Sheet:	Name:	Sheet:	Name:	Sheet:	Name:	Sheet:	Name:	Sheet:
EXP 2	60.2D	EXP 2	60.2D	EXP 2	60.2D	EXP 2	60.2D	D60.2	60.2D	D60.2	60.2D	D60.2	60.2D	D60.2	60.2D
CPU: EATON MOD.: 2		CPU: EATON MOD.: 2		CPU: EATON MOD.: 2		CPU: EATON MOD.: 2		CPU: EATON MOD.: 2		CPU: EATON MOD.: 2		CPU: EATON MOD.: 2		CPU: EATON MOD.: 2	
1	2	1	2	1	2	1	2	1	2	1	2	1	2	1	2



DATA	26/05/2023
DISEGN.	E.N.
VISTO	S.M.
REV.	MODIFICA
DATA	FIRMA
APPR.	S.M.



FILE : 231073Q01	USCITE EXP 2	E231073Q01	=
		231073Q01	+
			FG. 66
			F.S. 67



+UC		0V		0V		11		12		13		14		15		16		17		18	
CPU: EATON MOD.: 3		CPU: EATON MOD.: 3		CPU: EATON MOD.: 3		CPU: EATON MOD.: 3		CPU: EATON MOD.: 3		CPU: EATON MOD.: 3		CPU: EATON MOD.: 3		CPU: EATON MOD.: 3		CPU: EATON MOD.: 3		CPU: EATON MOD.: 3		CPU: EATON MOD.: 3	
Name: EXP 3	Sheet: 60.3D	Name: EXP 3	Sheet: 60.3D	Name: EXP 3	Sheet: 60.3D	Name: EXP 3	Sheet: 60.3D	Name: EXP 3	Sheet: 60.3D	Name: EXP 3	Sheet: 60.3D	Name: EXP 3	Sheet: 60.3D	Name: EXP 3	Sheet: 60.3D	Name: EXP 3	Sheet: 60.3D	Name: EXP 3	Sheet: 60.3D	Name: EXP 3	Sheet: 60.3D
EXP 3						ON 230V L1-5		ON 400V L1-5		ON 460V L1-5		ON 115V L1-5		ON 230V L1-6		ON 400V L1-6		ON 460V L1-6		ON 115V L1-6	

REV.	MODIFICA	DATA	FIRMA	APPR.	S.M.


DELTA 4S YNERGY SRL

 Soluzioni Elettriche

FILE : 231073Q01	INGRESSI EXP 3	E231073Q01	=
		231073Q01	+
			FG. 67
			F.S. 68

EXP 3

Q 230V L1-5		Q 400V L1-5		Q 460V L1-5		Q 115V L1-5		Q 230V L1-6		Q 400V L1-6		Q 460V L1-6		Q 115V L1-6	
Name:	Sheet:	Name:	Sheet:	Name:	Sheet:	Name:	Sheet:	Name:	Sheet:	Name:	Sheet:	Name:	Sheet:	Name:	Sheet:
EXP 3	60.3D	EXP 3	60.3D	EXP 3	60.3D	EXP 3	60.3D	D60.3	60.3D	D60.3	60.3D	D60.3	60.3D	D60.3	60.3D
CPU: EATON MOD.: 3		CPU: EATON MOD.: 3		CPU: EATON MOD.: 3		CPU: EATON MOD.: 3		CPU: EATON MOD.: 3		CPU: EATON MOD.: 3		CPU: EATON MOD.: 3		CPU: EATON MOD.: 3	
1	2	1	2	1	2	1	2	1	2	1	2	1	2	1	2



68.1
34.1A

68.2
34.3A

68.3
34.5A

68.4
34.7A

68.5
35.1A

68.6
35.3A

68.7
35.5A

68.8
35.7A

DATA	26/05/2023
DISEGN.	E.N.
VISTO	S.M.
REV.	MODIFICA
DATA	FIRMA
APPR.	S.M.



FILE : 231073Q01

USCITE EXP 3

E231073Q01

231073Q01

FG.	68
F.S.	69

A

B

C

D

E

F

EXP4

Q 230V L1-7		Q 400V L1-7		Q 460V L1-7		Q 115V L1-7		Q 230V L2-1		Q 400V L2-1		Q 460V L2-1		Q 115V L2-1	
Name: EXP 4	Sheet: 60.4D	Name: EXP 4	Sheet: 60.4D	Name: EXP 4	Sheet: 60.4D	Name: EXP 4	Sheet: 60.4D	Name: D60.4	Sheet: 60.4D	Name: D60.4	Sheet: 60.4D	Name: D60.4	Sheet: 60.4D	Name: D60.4	Sheet: 60.4D
CPU: EATON MOD.: 4		CPU: EATON MOD.: 4		CPU: EATON MOD.: 4		CPU: EATON MOD.: 4		CPU: EATON MOD.: 4		CPU: EATON MOD.: 4		CPU: EATON MOD.: 4		CPU: EATON MOD.: 4	
1	2	1	2	1	2	1	2	1	2	1	2	1	2	1	2



				DATA	26/05/2023
				DISEGN.	E.N.
				VISTO	S.M.
REV.	MODIFICA	DATA	FIRMA	APPR.	S.M.



FILE : 231073Q01

USCITE EXP 4

E231073Q01	=
	+
231073Q01	FG. 70
	F.S. 71

A


B

C

D

E

F



+UC		0V		0V		11		12		13		14		15		16		17		18	
CPU: EATON MOD.: 5		CPU: EATON MOD.: 5		CPU: EATON MOD.: 5		CPU: EATON MOD.: 5		CPU: EATON MOD.: 5		CPU: EATON MOD.: 5		CPU: EATON MOD.: 5		CPU: EATON MOD.: 5		CPU: EATON MOD.: 5		CPU: EATON MOD.: 5		CPU: EATON MOD.: 5	
Name: EXP 5	Sheet: 60.5D	Name: EXP 5	Sheet: 60.5D	Name: EXP 5	Sheet: 60.5D	Name: EXP 5	Sheet: 60.5D	Name: EXP 5	Sheet: 60.5D	Name: EXP 5	Sheet: 60.5D	Name: EXP 5	Sheet: 60.5D	Name: EXP 5	Sheet: 60.5D	Name: EXP 5	Sheet: 60.5D	Name: EXP 5	Sheet: 60.5D	Name: EXP 5	Sheet: 60.5D
EXP5						ON 230V L2-2		ON 400V L2-2		ON 460V L2-2		ON 115V L2-2		ON 230V L2-3		ON 400V L2-3		ON 460V L2-3		ON 115V L2-3	

REV.	MODIFICA	DATA	FIRMA	APPR.	S.M.



DELTA 4S YNERGY SRL
 Soluzioni Elettriche

FILE : 231073Q01	INGRESSI EXP 5	E231073Q01	=
		231073Q01	+
			FG. 71
			F.S. 72

EXP5

Q 230V L2-2		Q 400V L2-2		Q 460V L2-2		Q 115V L2-2		Q 230V L2-3		Q 400V L2-3		Q 460V L2-3		Q 115V L2-3	
Name: EXP 5	Sheet: 60.5D	Name: EXP 5	Sheet: 60.5D	Name: EXP 5	Sheet: 60.5D	Name: EXP 5	Sheet: 60.5D	Name: D60.5	Sheet: 60.5D	Name: D60.5	Sheet: 60.5D	Name: D60.5	Sheet: 60.5D	Name: D60.5	Sheet: 60.5D
CPU: EATON MOD.: 5		CPU: EATON MOD.: 5		CPU: EATON MOD.: 5		CPU: EATON MOD.: 5		CPU: EATON MOD.: 5		CPU: EATON MOD.: 5		CPU: EATON MOD.: 5		CPU: EATON MOD.: 5	
1	2	1	2	1	2	1	2	1	2	1	2	1	2	1	2



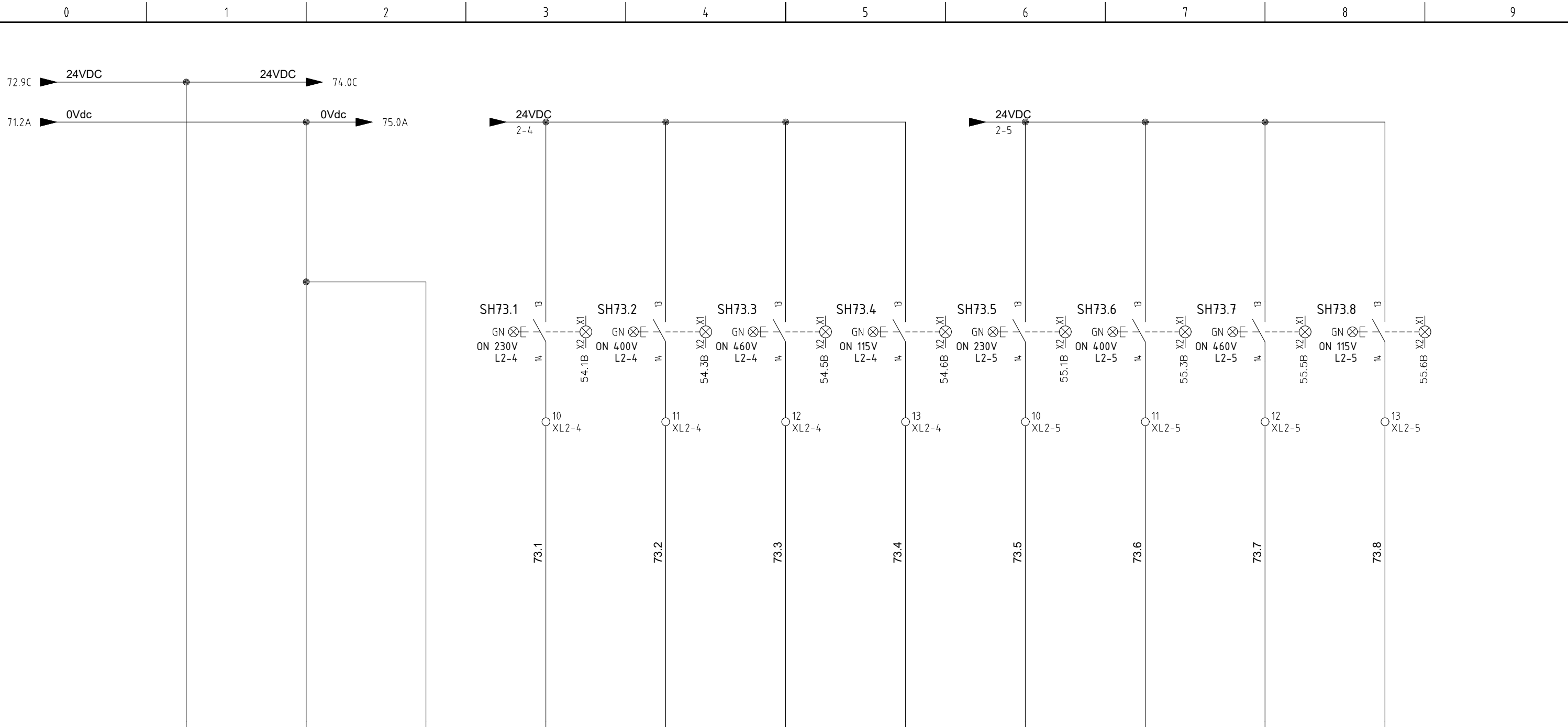
DATA	26/05/2023
DISEGN.	E.N.
VISTO	S.M.
REV.	MODIFICA
DATA	FIRMA
APPR.	S.M.



FILE : 231073Q01

USCITE EXP 5

E231073Q01	=
	+
231073Q01	FG. 72
	F.S. 73



+UC		0V		0V		11		12		13		14		15		16		17		18	
CPU: EATON MOD.: 6		CPU: EATON MOD.: 6		CPU: EATON MOD.: 6		CPU: EATON MOD.: 6		CPU: EATON MOD.: 6		CPU: EATON MOD.: 6		CPU: EATON MOD.: 6		CPU: EATON MOD.: 6		CPU: EATON MOD.: 6		CPU: EATON MOD.: 6		CPU: EATON MOD.: 6	
Name: EXP 6	Sheet: 60.6D	Name: EXP 6	Sheet: 60.6D	Name: EXP 6	Sheet: 60.6D	Name: EXP 6	Sheet: 60.6D	Name: EXP 6	Sheet: 60.6D	Name: EXP 6	Sheet: 60.6D	Name: EXP 6	Sheet: 60.6D	Name: EXP 6	Sheet: 60.6D	Name: EXP 6	Sheet: 60.6D	Name: EXP 6	Sheet: 60.6D	Name: EXP 6	Sheet: 60.6D
EXP6						ON 230V L2-4		ON 400V L2-4		ON 460V L2-4		ON 115V L2-4		ON 230V L2-5		ON 400V L2-5		ON 460V L2-5		ON 115V L2-5	

REV.	MODIFICA	DATA	FIRMA	APPR.	S.M.



 Soluzioni Elettriche

FILE : 231073Q01	INGRESSI EXP 6	E231073Q01	=
		231073Q01	+
			FG. 73
			F.S. 74

0 1 2 3 4 5 6 7 8 9

A
B
C
D
E
F

EXP6

Q 230V L2-4		Q 400V L2-4		Q 460V L2-4		Q 115V L2-4		Q 230V L2-5		Q 400V L2-5		Q 460V L2-5		Q 115V L2-5	
Name: EXP 6	Sheet: 60.6D	Name: EXP 6	Sheet: 60.6D	Name: EXP 6	Sheet: 60.6D	Name: EXP 6	Sheet: 60.6D	Name: D60.6	Sheet: 60.6D	Name: D60.6	Sheet: 60.6D	Name: D60.6	Sheet: 60.6D	Name: D60.6	Sheet: 60.6D
CPU: EATON MOD.: 6		CPU: EATON MOD.: 6		CPU: EATON MOD.: 6		CPU: EATON MOD.: 6		CPU: EATON MOD.: 6		CPU: EATON MOD.: 6		CPU: EATON MOD.: 6		CPU: EATON MOD.: 6	
1	2	1	2	1	2	1	2	1	2	1	2	1	2	1	2

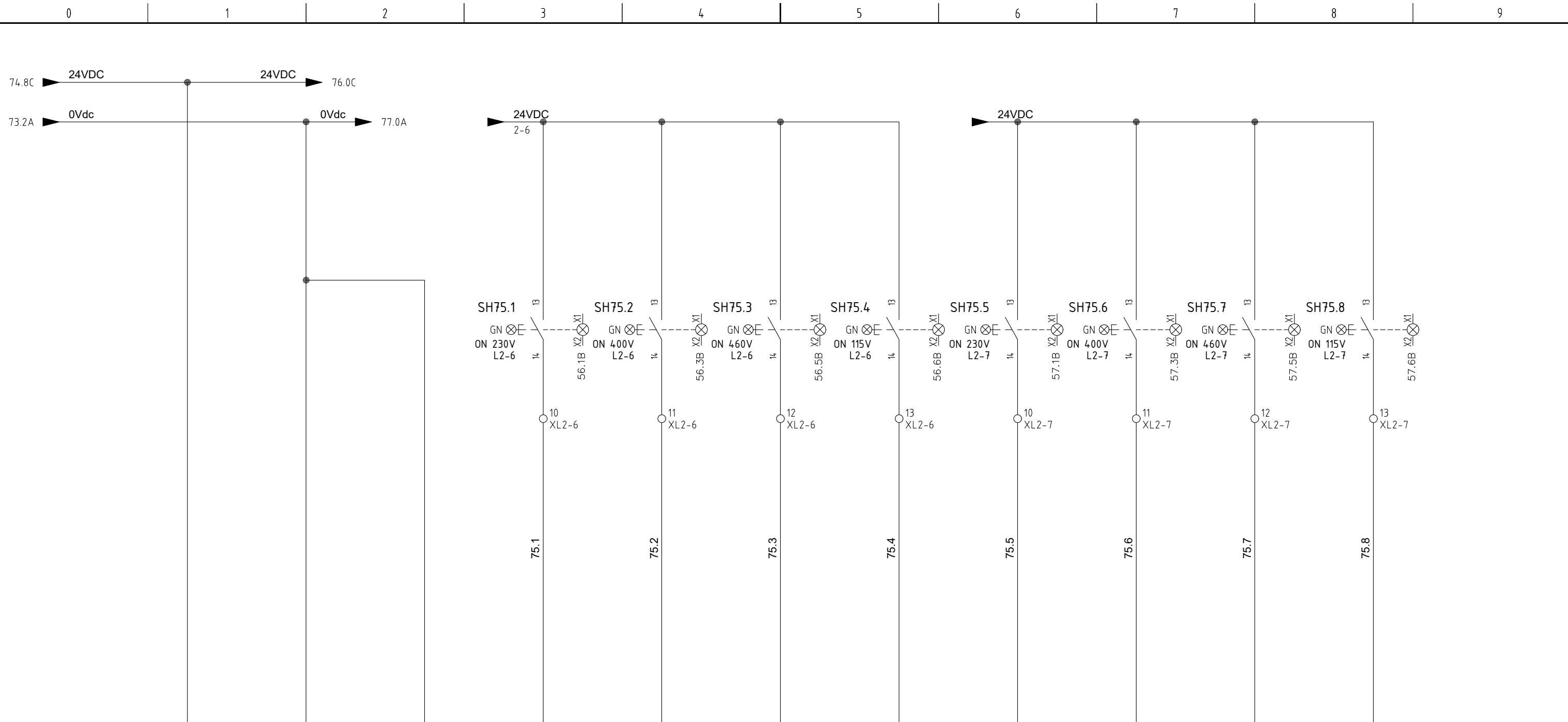


DATA	26/05/2023
DISEGN.	E.N.
VISTO	S.M.
REV.	MODIFICA
DATA	FIRMA
APPR.	S.M.



FILE : 231073Q01	USCITE EXP 6	E231073Q01	=
		231073Q01	+
			FG. 74
			F.S. 75

0 1 2 3 4 5 6 7 8 9



+UC		0V		0V		11		12		13		14		15		16		17		18	
CPU: EATON MOD.: 7		CPU: EATON MOD.: 7		CPU: EATON MOD.: 7		CPU: EATON MOD.: 7		CPU: EATON MOD.: 7		CPU: EATON MOD.: 7		CPU: EATON MOD.: 7		CPU: EATON MOD.: 7		CPU: EATON MOD.: 7		CPU: EATON MOD.: 7		CPU: EATON MOD.: 7	
Name: EXP 7	Sheet: 60.7D	Name: EXP 7	Sheet: 60.7D	Name: EXP 7	Sheet: 60.7D	Name: EXP 7	Sheet: 60.7D	Name: EXP 7	Sheet: 60.7D	Name: EXP 7	Sheet: 60.7D	Name: EXP 7	Sheet: 60.7D	Name: EXP 7	Sheet: 60.7D	Name: EXP 7	Sheet: 60.7D	Name: EXP 7	Sheet: 60.7D	Name: EXP 7	Sheet: 60.7D
EXP7						ON 230V L2-6		ON 400V L2-6		ON 460V L2-6		ON 115V L2-6		ON 230V L2-7		ON 400V L2-7		ON 460V L2-7		ON 115V L2-7	

REV.	MODIFICA	DATA	FIRMA	APPR.	S.M.



 Soluzioni Elettriche

FILE : 231073Q01	INGRESSI EXP 7	E231073Q01	=
		231073Q01	+
			FG. 75
			F.S. 76

EXP7

Q 230V L2-6		Q 400V L2-6		Q 460V L2-6		Q 115V L2-6		Q 230V L2-7		Q 400V L2-7		Q 460V L2-7		Q 115V L2-7	
Name: EXP 7	Sheet: 60.7D	Name: EXP 7	Sheet: 60.7D	Name: EXP 7	Sheet: 60.7D	Name: EXP 7	Sheet: 60.7D	Name: D60.7	Sheet: 60.7D	Name: D60.7	Sheet: 60.7D	Name: D60.7	Sheet: 60.7D	Name: D60.7	Sheet: 60.7D
CPU: EATON MOD.: 7		CPU: EATON MOD.: 7		CPU: EATON MOD.: 7		CPU: EATON MOD.: 7		CPU: EATON MOD.: 7		CPU: EATON MOD.: 7		CPU: EATON MOD.: 7		CPU: EATON MOD.: 7	
1	2	1	2	1	2	1	2	1	2	1	2	1	2	1	2



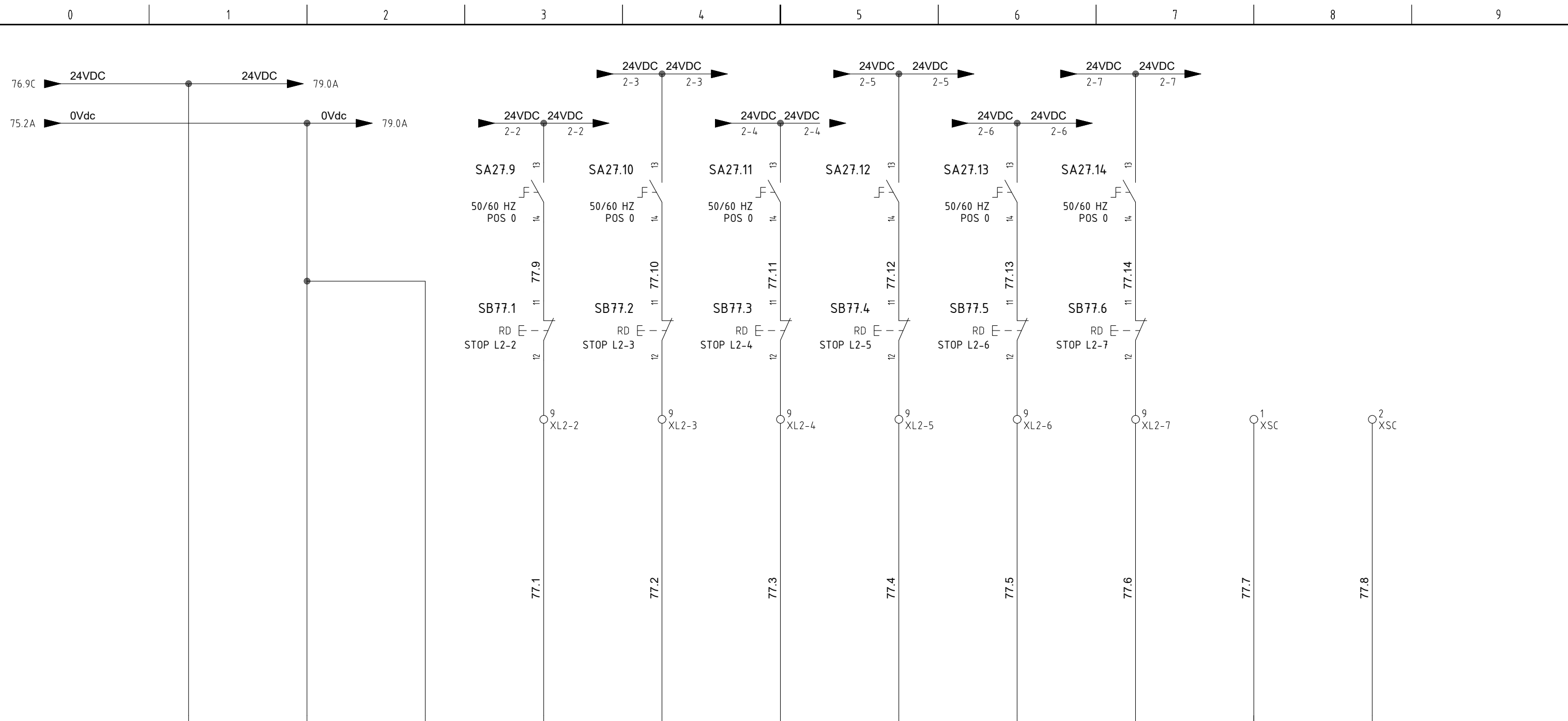
DATA	26/05/2023
DISEGN.	E.N.
VISTO	S.M.
REV.	MODIFICA
DATA	FIRMA
APPR.	S.M.



FILE : 231073Q01

USCITE EXP 7

E231073Q01	=
	+
231073Q01	FG. 76
	F.S. 77

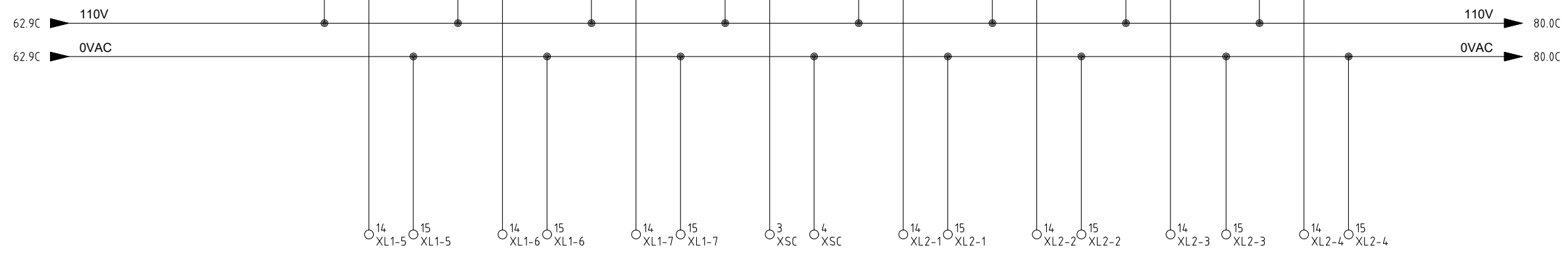


+UC		0V		0V		11		12		13		14		15		16		17		18	
CPU: EATON MOD.: 8		CPU: EATON MOD.: 8		CPU: EATON MOD.: 8		CPU: EATON MOD.: 8		CPU: EATON MOD.: 8		CPU: EATON MOD.: 8		CPU: EATON MOD.: 8		CPU: EATON MOD.: 8		CPU: EATON MOD.: 8		CPU: EATON MOD.: 8		CPU: EATON MOD.: 8	
Name: EXP 8	Sheet: 60.8D	Name: EXP 8	Sheet: 60.8D	Name: EXP 8	Sheet: 60.8D	Name: EXP 8	Sheet: 60.8D	Name: EXP 8	Sheet: 60.8D	Name: EXP 8	Sheet: 60.8D	Name: EXP 8	Sheet: 60.8D	Name: EXP 8	Sheet: 60.8D	Name: EXP 8	Sheet: 60.8D	Name: EXP 8	Sheet: 60.8D	Name: EXP 8	Sheet: 60.8D
EXP8						PULSANTE STOP L2-2		PULSANTE STOP L2-3		PULSANTE STOP L2-4		PULSANTE STOP L2-5		PULSANTE STOP L2-6		PULSANTE STOP L2-7		SCORTA		SCORTA	

0 1 2 3 4 5 6 7 8 9

EXP8

AUX 110V L1-5		AUX 110V L1-6		AUX 110V L1-7		SCORTA		AUX 110V L2-1		AUX 110V L2-2		AUX 110V L2-3		AUX 110V L2-4	
Name: EXP 8	Sheet: 60.8D	Name: EXP 8	Sheet: 60.8D	Name: EXP 8	Sheet: 60.8D	Name: EXP 8	Sheet: 60.8D	Name: D60.8	Sheet: 60.8D	Name: D60.8	Sheet: 60.8D	Name: D60.8	Sheet: 60.8D	Name: D60.8	Sheet: 60.8D
CPU: EATON MOD.: 8		CPU: EATON MOD.: 8		CPU: EATON MOD.: 8		CPU: EATON MOD.: 8		CPU: EATON MOD.: 8		CPU: EATON MOD.: 8		CPU: EATON MOD.: 8		CPU: EATON MOD.: 8	
1	2	1	2	1	2	1	2	1	2	1	2	1	2	1	2



DATA	26/05/2023
DISEGN.	E.N.
VISTO	S.M.
APPR.	S.M.




FILE : 23I073Q01

USCITE EXP 8

E23I073Q01	=
	+
23I073Q01	FG. 78
	F.S. 79

0 1 2 3 4 5 6 7 8 9



+UC		0V		0V		11		12		13		14	
CPU: EATON MOD.: 9		CPU: EATON MOD.: 9		CPU: EATON MOD.: 9		CPU: EATON MOD.: 9		CPU: EATON MOD.: 9		CPU: EATON MOD.: 9		CPU: EATON MOD.: 9	
Name: EXP 9	Sheet: 60.9D	Name: EXP 9	Sheet: 60.9D	Name: EXP 9	Sheet: 60.9D	Name: EXP 9	Sheet: 60.9D	Name: EXP 9	Sheet: 60.9D	Name: EXP 9	Sheet: 60.9D	Name: EXP 9	Sheet: 60.9D
EXP9						SCORTA		SCORTA		SCORTA		SCORTA	

				DATA	26/05/2023
				DISEGN.	E.N.
				VISTO	S.M.
REV.	MODIFICA	DATA	FIRMA	APPR.	S.M.

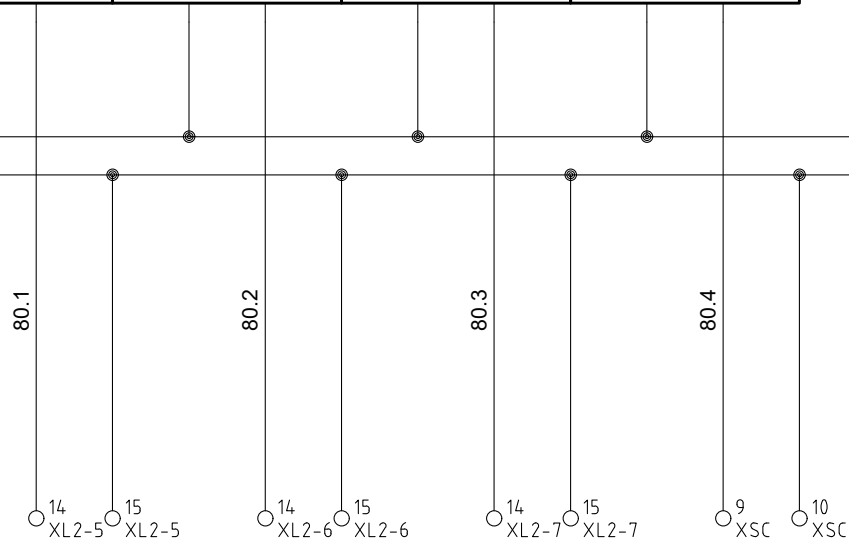


FILE : 231073Q01		INGRESSI EXP 9		E231073Q01	=
				231073Q01	+
				FG.	79
				F.S.	80

EXP9

AUX 110V L2-5		AUX 110V L2-6		AUX 110V L2-7		SCORTA	
Name: EXP 9	Sheet: 60.9D	Name: EXP 9	Sheet: 60.9D	Name: EXP 9	Sheet: 60.9D	Name: EXP 9	Sheet: 60.9D
CPU: EATON MOD.: 9		CPU: EATON MOD.: 9		CPU: EATON MOD.: 9		CPU: EATON MOD.: 9	
1	2	1	2	1	2	1	2

78.8C 110V
78.8C 0VAC



				DATA	26/05/2023
				DISEGN.	E.N.
				VISTO	S.M.
REV.	MODIFICA	DATA	FIRMA	APPR.	S.M.



FILE : 231073Q01

USCITE EXP 9

E231073Q01

231073Q01

FG.	80
F.S.	81

0 1 2 3 4 5 6 7 8 9

A

A

B

B

C

C

D

D

E

E

F

F

				DATA	26/05/2023
				DISEGN.	E.N.
				VISTO	S.M.
REV.	MODIFICA	DATA	FIRMA	APPR.	S.M.



FILE : 231073Q01

SCORTA

E231073Q01	=	
	+	
	231073Q01	FG. 81
		F.S. 82

0 1 2 3 4 5 6 7 8 9

0 1 2 3 4 5 6 7 8 9

A

A

B

B

C

C

D

D

E

E

F

F

				DATA	26/05/2023
				DISEGN.	E.N.
				VISTO	S.M.
REV.	MODIFICA	DATA	FIRMA	APPR.	S.M.



FILE : 231073Q01

SCORTA

E231073Q01	=
	+
231073Q01	FG. 82
	F.S. 83

0 1 2 3 4 5 6 7 8 9

+QG - XBA
ALIM. BAIE

R1.1	1	⊗	□	□	⊗	R1.1
S1.1	2	⊗	□	□	⊗	S1.1
T1.1	3	⊗	□	□	⊗	T1.1
N1.1	4	⊗	□	□	⊗	N1.1
R1.2	5	⊗	□	□	⊗	R1.2
S1.2	6	⊗	□	□	⊗	S1.2
T1.2	7	⊗	□	□	⊗	T1.2
N1.2	8	⊗	□	□	⊗	N1.2
R1.3	9	⊗	□	□	⊗	R1.3
S1.3	10	⊗	□	□	⊗	S1.3
T1.3	11	⊗	□	□	⊗	T1.3
N1.3	12	⊗	□	□	⊗	N1.3
R1.4	13	⊗	□	□	⊗	R1.4
S1.4	14	⊗	□	□	⊗	S1.4
T1.4	15	⊗	□	□	⊗	T1.4
N1.4	16	⊗	□	□	⊗	N1.4
R1.5	17	⊗	□	□	⊗	R1.5
S1.5	18	⊗	□	□	⊗	S1.5
T1.5	19	⊗	□	□	⊗	T1.5
N1.5	20	⊗	□	□	⊗	N1.5
R1.6	21	⊗	□	□	⊗	R1.6
S1.6	22	⊗	□	□	⊗	S1.6
T1.6	23	⊗	□	□	⊗	T1.6
N1.6	24	⊗	□	□	⊗	N1.6
R1.7	25	⊗	□	□	⊗	R1.7
S1.7	26	⊗	□	□	⊗	S1.7
T1.7	27	⊗	□	□	⊗	T1.7
N1.7	28	⊗	□	□	⊗	N1.7
R2.1	29	⊗	□	□	⊗	R2.1
S2.1	30	⊗	□	□	⊗	S2.1
T2.1	31	⊗	□	□	⊗	T2.1

N2.1	32	⊗	□	□	⊗	N2.1
R2.2	33	⊗	□	□	⊗	R2.2
S2.2	34	⊗	□	□	⊗	S2.2
T2.2	35	⊗	□	□	⊗	T2.2
N2.2	36	⊗	□	□	⊗	N2.2
R2.3	37	⊗	□	□	⊗	R2.3
S2.3	38	⊗	□	□	⊗	S2.3
T2.3	39	⊗	□	□	⊗	T2.3
N2.3	40	⊗	□	□	⊗	N2.3
R2.4	41	⊗	□	□	⊗	R2.4
S2.4	42	⊗	□	□	⊗	S2.4
T2.4	43	⊗	□	□	⊗	T2.4
N2.4	44	⊗	□	□	⊗	N2.4
R2.5	45	⊗	□	□	⊗	R2.5
S2.5	46	⊗	□	□	⊗	S2.5
T2.5	47	⊗	□	□	⊗	T2.5
N2.5	48	⊗	□	□	⊗	N2.5
R2.6	49	⊗	□	□	⊗	R2.6
S2.6	50	⊗	□	□	⊗	S2.6
T2.6	51	⊗	□	□	⊗	T2.6
N2.6	52	⊗	□	□	⊗	N2.6
R2.7	53	⊗	□	□	⊗	R2.7
S2.7	54	⊗	□	□	⊗	S2.7
T2.7	55	⊗	□	□	⊗	T2.7
N2.7	56	⊗	□	□	⊗	N2.7

+QG - X230
AUX EXT 230V

11.15	1	⊗	□	□	⊗	11.15
11.16	2	⊗	□	□	⊗	11.16
11.17	3	⊗	□	□	⊗	11.17
11.18	4	⊗	□	□	⊗	11.18
11.19	5	⊗	□	□	⊗	11.19
11.20	6	⊗	□	□	⊗	11.20

+QG - XSC
SCORETE

77.7	1	⊗	□	□	⊗	77.7
77.8	2	⊗	□	□	⊗	77.8
78.20	3	⊗	□	□	⊗	78.20
0VAC	4	⊗	□	□	⊗	0VAC
79.1	5	⊗	□	□	⊗	79.1
79.2	6	⊗	□	□	⊗	79.2
79.3	7	⊗	□	□	⊗	79.3
79.4	8	⊗	□	□	⊗	79.4
80.4	9	⊗	□	□	⊗	80.4
0VAC	10	⊗	□	□	⊗	0VAC

+QG - XEM
PULSANTI EMERGENZA

11A.1	1	⊗	□	□	⊗	11A.1
11A.3	2	⊗	□	□	⊗	11A.3

DATA	26/05/2023		
DISEGN.	E.N.		
VISTO	S.M.		
APPR.	S.M.		
REV.	MODIFICA	DATA	FIRMA



FILE : 231073Q01

MORSETTIERE

E231073Q01

231073Q01

FG. 83
F.S. 84

+QG - XL1-1
AUX BAIA L1-1

+QG - XL1-2
AUX BAIA L1-2

+QG - XL1-3
AUX BAIA L1-3

+QG - XL1-4
AUX BAIA L1-4

24 VDC	1	⊗	⊗	⊗	24 VDC
27.1	2	⊗	⊗	⊗	27.1
28.1	3	⊗	⊗	⊗	28.1
28.2	4	⊗	⊗	⊗	28.2
44.1	5	⊗	⊗	⊗	44.1
44.2	6	⊗	⊗	⊗	44.2
44.3	7	⊗	⊗	⊗	44.3
44.4	8	⊗	⊗	⊗	44.4
61.1	9	⊗	⊗	⊗	61.1
63.1	10	⊗	⊗	⊗	63.1
63.2	11	⊗	⊗	⊗	63.2
63.3	12	⊗	⊗	⊗	63.3
63.4	13	⊗	⊗	⊗	63.4
62.1	14	⊗	⊗	⊗	62.1
0VAC	15	⊗	⊗	⊗	0VAC

24 VDC	1	⊗	⊗	⊗	24 VDC
27.2	2	⊗	⊗	⊗	27.2
28.3	3	⊗	⊗	⊗	28.3
28.4	4	⊗	⊗	⊗	28.4
45.1	5	⊗	⊗	⊗	45.1
45.2	6	⊗	⊗	⊗	45.2
45.3	7	⊗	⊗	⊗	45.3
45.4	8	⊗	⊗	⊗	45.4
61.2	9	⊗	⊗	⊗	61.2
63.5	10	⊗	⊗	⊗	63.5
63.6	11	⊗	⊗	⊗	63.6
63.7	12	⊗	⊗	⊗	63.7
63.8	13	⊗	⊗	⊗	63.8
62.2	14	⊗	⊗	⊗	62.2
0VAC	15	⊗	⊗	⊗	0VAC

24 VDC	1	⊗	⊗	⊗	24 VDC
27.3	2	⊗	⊗	⊗	27.3
28.5	3	⊗	⊗	⊗	28.5
28.6	4	⊗	⊗	⊗	28.6
46.1	5	⊗	⊗	⊗	46.1
46.2	6	⊗	⊗	⊗	46.2
46.3	7	⊗	⊗	⊗	46.3
46.4	8	⊗	⊗	⊗	46.4
61.3	9	⊗	⊗	⊗	61.3
65.1	10	⊗	⊗	⊗	65.1
65.2	11	⊗	⊗	⊗	65.2
65.3	12	⊗	⊗	⊗	65.3
65.4	13	⊗	⊗	⊗	65.4
62.3	14	⊗	⊗	⊗	62.3
0VAC	15	⊗	⊗	⊗	0VAC

24 VDC	1	⊗	⊗	⊗	24 VDC
27.4	2	⊗	⊗	⊗	27.4
28.7	3	⊗	⊗	⊗	28.7
28.8	4	⊗	⊗	⊗	28.8
47.1	5	⊗	⊗	⊗	47.1
47.2	6	⊗	⊗	⊗	47.2
47.3	7	⊗	⊗	⊗	47.3
47.4	8	⊗	⊗	⊗	47.4
61.4	9	⊗	⊗	⊗	61.4
65.5	10	⊗	⊗	⊗	65.5
65.6	11	⊗	⊗	⊗	65.6
65.7	12	⊗	⊗	⊗	65.7
65.8	13	⊗	⊗	⊗	65.8
62.4	14	⊗	⊗	⊗	62.4
0VAC	15	⊗	⊗	⊗	0VAC

DATA	26/05/2023				
DISEGN.	E.N.				
VISTO	S.M.				
REV.	MODIFICA	DATA	FIRMA	APPR.	S.M.



FILE : 231073Q01	MORSETTIERE	E231073Q01	=
		231073Q01	+
			FG. 84
			F.S. 85

+QG - XL1-5
AUX BAIA L1-5

+QG - XL1-6
AUX BAIA L1-6

+QG - XL1-7
AUX BAIA L1-7

24 VDC	1	⊗	□	□	⊗		24 VDC
27.5	2	⊗	□	□	⊗		27.5
28.9	3	⊗	□	□	⊗		28.9
28.10	4	⊗	□	□	⊗		28.10
48.1	5	⊗	□	□	⊗		48.1
48.2	6	⊗	□	□	⊗		48.2
48.3	7	⊗	□	□	⊗		48.3
48.4	8	⊗	□	□	⊗		48.4
61.5	9	⊗	□	□	⊗		61.5
67.1	10	⊗	□	□	⊗		67.1
67.2	11	⊗	□	□	⊗		67.2
67.3	12	⊗	□	□	⊗		67.3
67.4	13	⊗	□	□	⊗		67.4
78.13	14	⊗	□	□	⊗		78.13
0VAC	15	⊗	□	□	⊗		0VAC

24 VDC	1	⊗	□	□	⊗		24 VDC
27.6	2	⊗	□	□	⊗		27.6
28.11	3	⊗	□	□	⊗		28.11
28.12	4	⊗	□	□	⊗		28.12
49.1	5	⊗	□	□	⊗		49.1
49.2	6	⊗	□	□	⊗		49.2
49.3	7	⊗	□	□	⊗		49.3
49.4	8	⊗	□	□	⊗		49.4
61.12	9	⊗	□	□	⊗		61.12
67.5	10	⊗	□	□	⊗		67.5
67.6	11	⊗	□	□	⊗		67.6
67.7	12	⊗	□	□	⊗		67.7
67.8	13	⊗	□	□	⊗		67.8
78.14	14	⊗	□	□	⊗		78.14
0VAC	15	⊗	□	□	⊗		0VAC

24 VDC	1	⊗	□	□	⊗		24 VDC
27.7	2	⊗	□	□	⊗		27.7
28.13	3	⊗	□	□	⊗		28.13
28.14	4	⊗	□	□	⊗		28.14
50.1	5	⊗	□	□	⊗		50.1
50.2	6	⊗	□	□	⊗		50.2
50.3	7	⊗	□	□	⊗		50.3
50.4	8	⊗	□	□	⊗		50.4
61.7	9	⊗	□	□	⊗		61.7
69.1	10	⊗	□	□	⊗		69.1
69.2	11	⊗	□	□	⊗		69.2
69.3	12	⊗	□	□	⊗		69.3
69.4	13	⊗	□	□	⊗		69.4
78.15	14	⊗	□	□	⊗		78.15
0VAC	15	⊗	□	□	⊗		0VAC

A

A

B

B

C

C

D

D

E

E

F

F

				DATA	26/05/2023
				DISEGN.	E.N.
				VISTO	S.M.
REV.	MODIFICA	DATA	FIRMA	APPR.	S.M.



							E231073Q01	=	
								+	
									FG. 85
									F.S. 86

0 1 2 3 4 5 6 7 8 9

A
B
C
D
E
F

+QG - XL2-1
AUX BAIA L2-1

+QG - XL2-2
AUX BAIA L2-2

+QG - XL2-3
AUX BAIA L2-3

+QG - XL2-4
AUX BAIA L2-4

24 VDC	1	⊗	⊗	⊗	⊗		24 VDC
27.8	2	⊗	⊗	⊗	⊗		27.8
29.1	3	⊗	⊗	⊗	⊗		29.1
29.2	4	⊗	⊗	⊗	⊗		29.2
51.1	5	⊗	⊗	⊗	⊗		51.1
51.2	6	⊗	⊗	⊗	⊗		51.2
51.3	7	⊗	⊗	⊗	⊗		51.3
51.4	8	⊗	⊗	⊗	⊗		51.4
61.8	9	⊗	⊗	⊗	⊗		61.8
69.5	10	⊗	⊗	⊗	⊗		69.5
69.6	11	⊗	⊗	⊗	⊗		69.6
69.7	12	⊗	⊗	⊗	⊗		69.7
69.8	13	⊗	⊗	⊗	⊗		69.8
78.16	14	⊗	⊗	⊗	⊗		78.16
0VAC	15	⊗	⊗	⊗	⊗		0VAC

24 VDC	1	⊗	⊗	⊗	⊗		24 VDC
27.9	2	⊗	⊗	⊗	⊗		27.9
29.3	3	⊗	⊗	⊗	⊗		29.3
29.4	4	⊗	⊗	⊗	⊗		29.4
52.1	5	⊗	⊗	⊗	⊗		52.1
52.2	6	⊗	⊗	⊗	⊗		52.2
52.3	7	⊗	⊗	⊗	⊗		52.3
52.4	8	⊗	⊗	⊗	⊗		52.4
77.1	9	⊗	⊗	⊗	⊗		77.1
71.1	10	⊗	⊗	⊗	⊗		71.1
71.2	11	⊗	⊗	⊗	⊗		71.2
71.3	12	⊗	⊗	⊗	⊗		71.3
71.4	13	⊗	⊗	⊗	⊗		71.4
78.17	14	⊗	⊗	⊗	⊗		78.17
0VAC	15	⊗	⊗	⊗	⊗		0VAC

24 VDC	1	⊗	⊗	⊗	⊗		24 VDC
27.10	2	⊗	⊗	⊗	⊗		27.10
29.5	3	⊗	⊗	⊗	⊗		29.5
29.6	4	⊗	⊗	⊗	⊗		29.6
53.1	5	⊗	⊗	⊗	⊗		53.1
53.2	6	⊗	⊗	⊗	⊗		53.2
53.3	7	⊗	⊗	⊗	⊗		53.3
53.4	8	⊗	⊗	⊗	⊗		53.4
77.2	9	⊗	⊗	⊗	⊗		77.2
71.5	10	⊗	⊗	⊗	⊗		71.5
71.6	11	⊗	⊗	⊗	⊗		71.6
71.7	12	⊗	⊗	⊗	⊗		71.7
71.8	13	⊗	⊗	⊗	⊗		71.8
78.18	14	⊗	⊗	⊗	⊗		78.18
0VAC	15	⊗	⊗	⊗	⊗		0VAC

24 VDC	1	⊗	⊗	⊗	⊗		24 VDC
27.11	2	⊗	⊗	⊗	⊗		27.11
29.7	3	⊗	⊗	⊗	⊗		29.7
29.8	4	⊗	⊗	⊗	⊗		29.8
54.1	5	⊗	⊗	⊗	⊗		54.1
54.2	6	⊗	⊗	⊗	⊗		54.2
54.3	7	⊗	⊗	⊗	⊗		54.3
54.4	8	⊗	⊗	⊗	⊗		54.4
77.3	9	⊗	⊗	⊗	⊗		77.3
73.1	10	⊗	⊗	⊗	⊗		73.1
73.2	11	⊗	⊗	⊗	⊗		73.2
73.3	12	⊗	⊗	⊗	⊗		73.3
73.4	13	⊗	⊗	⊗	⊗		73.4
78.19	14	⊗	⊗	⊗	⊗		78.19
0VAC	15	⊗	⊗	⊗	⊗		0VAC

A
B
C
D
E
F

				DATA	26/05/2023
				DISEGN.	E.N.
				VISTO	S.M.
REV.	MODIFICA	DATA	FIRMA	APPR.	S.M.



FILE : 231073Q01	MORSETTIERE
------------------	-------------

E231073Q01	=
	+
231073Q01	FG. 86
	F.S. 87

0 1 2 3 4 5 6 7 8 9

+QG - XL2-5
AUX BAIA L2-5

24 VDC	1	⊗	□	□	⊗		24 VDC
27.12	2	⊗	□	□	⊗		27.12
29.9	3	⊗	□	□	⊗		29.9
29.10	4	⊗	□	□	⊗		29.10
55.1	5	⊗	□	□	⊗		55.1
55.2	6	⊗	□	□	⊗		55.2
55.3	7	⊗	□	□	⊗		55.3
55.4	8	⊗	□	□	⊗		55.4
77.4	9	⊗	□	□	⊗		77.4
73.5	10	⊗	□	□	⊗		73.5
73.6	11	⊗	□	□	⊗		73.6
73.7	12	⊗	□	□	⊗		73.7
73.8	13	⊗	□	□	⊗		73.8
80.1	14	⊗	□	□	⊗		80.1
0VAC	15	⊗	□	□	⊗		0VAC

+QG - XL2-6
AUX BAIA L2-6

24 VDC	1	⊗	□	□	⊗		24 VDC
27.13	2	⊗	□	□	⊗		27.13
29.11	3	⊗	□	□	⊗		29.11
29.12	4	⊗	□	□	⊗		29.12
56.1	5	⊗	□	□	⊗		56.1
56.2	6	⊗	□	□	⊗		56.2
56.3	7	⊗	□	□	⊗		56.3
56.4	8	⊗	□	□	⊗		56.4
77.5	9	⊗	□	□	⊗		77.5
75.1	10	⊗	□	□	⊗		75.1
75.2	11	⊗	□	□	⊗		75.2
75.3	12	⊗	□	□	⊗		75.3
75.4	13	⊗	□	□	⊗		75.4
80.2	14	⊗	□	□	⊗		80.2
0VAC	15	⊗	□	□	⊗		0VAC

+QG - XL2-7
AUX BAIA L2-7

24 VDC	1	⊗	□	□	⊗		24 VDC
27.14	2	⊗	□	□	⊗		27.14
29.13	3	⊗	□	□	⊗		29.13
29.14	4	⊗	□	□	⊗		29.14
57.1	5	⊗	□	□	⊗		57.1
57.2	6	⊗	□	□	⊗		57.2
57.3	7	⊗	□	□	⊗		57.3
57.4	8	⊗	□	□	⊗		57.4
77.6	9	⊗	□	□	⊗		77.6
75.5	10	⊗	□	□	⊗		75.5
75.6	11	⊗	□	□	⊗		75.6
75.7	12	⊗	□	□	⊗		75.7
75.8	13	⊗	□	□	⊗		75.8
80.3	14	⊗	□	□	⊗		80.3
0VAC	15	⊗	□	□	⊗		0VAC

				DATA	26/05/2023
				DISEGN.	E.N.
				VISTO	S.M.
REV.	MODIFICA	DATA	FIRMA	APPR.	S.M.



FILE : 231073Q01

MORSETTIERE

E231073Q01

231073Q01

FG.	87
F.S.	88

+QG - XTRA
AUTO TRAF0

400R/50	1	⊗	□ □	⊗		400R/50
400S/50	2	⊗	□ □	⊗		400S/50
400T/50	3	⊗	□ □	⊗		400T/50
10.10	4	⊗	□ □	⊗		10.10
10.11	5	⊗	□ □	⊗		10.11
10.12	6	⊗	□ □	⊗		10.12
10.13	7	⊗	□ □	⊗		10.13
10.14	8	⊗	□ □	⊗		10.14
400R/60	9	⊗	□ □	⊗		400R/60
400S/60	10	⊗	□ □	⊗		400S/60
400T/60	11	⊗	□ □	⊗		400T/60
12.10	12	⊗	□ □	⊗		12.10
12.11	13	⊗	□ □	⊗		12.11
12.12	14	⊗	□ □	⊗		12.12
12.13	15	⊗	□ □	⊗		12.13
12.14	16	⊗	□ □	⊗		12.14

DATA	26/05/2023
DISEGN.	E.N.
VISTO	S.M.
APPR.	S.M.



FILE : 231073Q01	MORSETTIERE	E231073Q01	=
		231073Q01	+
			FG. 88
			F.S. 89

Nome/Item	Tipo/Type	Descrizione/Description	Costruttore/Manufacturer	Quadro/Board	Fg/Sh	Q.ta/Q.ty
13QF1.1		Interruttore automatico tetrapolare magnetotermico con differenziale		+QG	13	1
14QF1.2		Interruttore automatico tetrapolare magnetotermico con differenziale		+QG	14	1
15QF1.3		Interruttore automatico tetrapolare magnetotermico con differenziale		+QG	15	1
16QF1.4		Interruttore automatico tetrapolare magnetotermico con differenziale		+QG	16	1
17QF1.5		Interruttore automatico tetrapolare magnetotermico con differenziale		+QG	17	1
18QF1.6		Interruttore automatico tetrapolare magnetotermico con differenziale		+QG	18	1
19QF1.7		Interruttore automatico tetrapolare magnetotermico con differenziale		+QG	19	1
20QF2.1		Interruttore automatico tetrapolare magnetotermico con differenziale		+QG	20	1
21QF2.2		Interruttore automatico tetrapolare magnetotermico con differenziale		+QG	21	1
22QF2.3		Interruttore automatico tetrapolare magnetotermico con differenziale		+QG	22	1
23QF2.4		Interruttore automatico tetrapolare magnetotermico con differenziale		+QG	23	1
24QF2.5		Interruttore automatico tetrapolare magnetotermico con differenziale		+QG	24	1
25QF2.6		Interruttore automatico tetrapolare magnetotermico con differenziale		+QG	25	1
26QF2.7		Interruttore automatico tetrapolare magnetotermico con differenziale		+QG	26	1
CPU	197211	EASY-E4-UC-12RC1 - Dispositivo base con display, 12/24 V DC, 24 V AC, 8 ingressi, 4 uscite (relè)	Eaton	+QG	60	1
EXP 1	197218	EASY-E4-UC-16RE1 - Dispositivo di espansione Digitale In-/uscite , 12/24 V DC, 24 V AC, 8 ingressi, 8 uscite (relè)	Eaton	+QG	60	1
EXP 2	197218	EASY-E4-UC-16RE1 - Dispositivo di espansione Digitale In-/uscite , 12/24 V DC, 24 V AC, 8 ingressi, 8 uscite (relè)	Eaton	+QG	60	1
EXP 3	197218	EASY-E4-UC-16RE1 - Dispositivo di espansione Digitale In-/uscite , 12/24 V DC, 24 V AC, 8 ingressi, 8 uscite (relè)	Eaton	+QG	60	1
EXP 4	197218	EASY-E4-UC-16RE1 - Dispositivo di espansione Digitale In-/uscite , 12/24 V DC, 24 V AC, 8 ingressi, 8 uscite (relè)	Eaton	+QG	60	1
EXP 5	197218	EASY-E4-UC-16RE1 - Dispositivo di espansione Digitale In-/uscite , 12/24 V DC, 24 V AC, 8 ingressi, 8 uscite (relè)	Eaton	+QG	60	1
EXP 6	197218	EASY-E4-UC-16RE1 - Dispositivo di espansione Digitale In-/uscite , 12/24 V DC, 24 V AC, 8 ingressi, 8 uscite (relè)	Eaton	+QG	60	1
EXP 7	197218	EASY-E4-UC-16RE1 - Dispositivo di espansione Digitale In-/uscite , 12/24 V DC, 24 V AC, 8 ingressi, 8 uscite (relè)	Eaton	+QG	60	1
EXP 8	197218	EASY-E4-UC-16RE1 - Dispositivo di espansione Digitale In-/uscite , 12/24 V DC, 24 V AC, 8 ingressi, 8 uscite (relè)	Eaton	+QG	60	1
EXP 9	197217	EASY-E4-UC-8RE1 - Dispositivo di espansione Digitale In-/uscite , 12/24 V DC, 24 V AC, 4 ingressi, 4 uscite (relè)	Eaton	+QG	60	1
FU11.1	A9N15656	Base portafusibile STI - 3P - 10.3x38 - 500 V AC	Schneider Electric	+QG	11	1
FU11.2	A9N15651	Base portafusibile STI - 2P - 10.3x38 - 500 V AC	Schneider Electric	+QG	11	1
FU11.3	A9N15651	Base portafusibile STI - 2P - 10.3x38 - 500 V AC	Schneider Electric	+QG	11	1
FU11.4	A9N15651	Base portafusibile STI - 2P - 10.3x38 - 500 V AC	Schneider Electric	+QG	11	1
GD11.1	2938617	QUINT-PS-3X400-500AC/24DC/10 Alimentatore	Phoenix Contact	+QG	11	1
KA11A.1		Bobina rele' Aux		+QG	11A	1
KA27.1		Bobina rele' Aux		+QG	27	1
KA27.10		Bobina rele' Aux		+QG	27	1
KA27.11		Bobina rele' Aux		+QG	27	1
KA27.12		Bobina rele' Aux		+QG	27	1
KA27.13		Bobina rele' Aux		+QG	27	1
KA27.14		Bobina rele' Aux		+QG	27	1
KA27.2		Bobina rele' Aux		+QG	27	1
KA27.3		Bobina rele' Aux		+QG	27	1
KA27.4		Bobina rele' Aux		+QG	27	1
KA27.5		Bobina rele' Aux		+QG	27	1
KA27.6		Bobina rele' Aux		+QG	27	1
KA27.7		Bobina rele' Aux		+QG	27	1
KA27.8		Bobina rele' Aux		+QG	27	1
KA27.9		Bobina rele' Aux		+QG	27	1
KM30.1	LC1D18BL	TeSys D contattore - 3P(3 NO) + 1 NO + 1 NC - AC-3 - <= 440 V 18 A - 24 V DC bobina a basso consumo - Morsetti a vite	Schneider Electric	+QG	30	1

DATA	26/05/2023
DISEGN.	E.N.
VISTO	S.M.
REV.	MODIFICA
DATA	FIRMA
APPR.	S.M.



FILE : 23I073Q01


DISTINTA MATERIALI

E23I073Q01

23I073Q01

FG. 89
F.S. 90

Nome/Item	Tipo/Type	Descrizione/Description	Costruttore/Manufacturer	Quadro/Board	Fg/Sh	Q.ta/Q.ty
KM41.4	LC1D18BL	TeSys D contattore - 3P(3 NO) + 1 NO + 1 NC - AC-3 - <= 440 V 18 A - 24 V DC bobina a basso consumo - Morsetti a vite	Schneider Electric	+QG	41	1
KM41.5	LC1D18BL	TeSys D contattore - 3P(3 NO) + 1 NO + 1 NC - AC-3 - <= 440 V 18 A - 24 V DC bobina a basso consumo - Morsetti a vite	Schneider Electric	+QG	41	1
KM41.6	LC1D18BL	TeSys D contattore - 3P(3 NO) + 1 NO + 1 NC - AC-3 - <= 440 V 18 A - 24 V DC bobina a basso consumo - Morsetti a vite	Schneider Electric	+QG	41	1
KM41.7	LC1D18BL	TeSys D contattore - 3P(3 NO) + 1 NO + 1 NC - AC-3 - <= 440 V 18 A - 24 V DC bobina a basso consumo - Morsetti a vite	Schneider Electric	+QG	41	1
KM41.8	LC1D18BL	TeSys D contattore - 3P(3 NO) + 1 NO + 1 NC - AC-3 - <= 440 V 18 A - 24 V DC bobina a basso consumo - Morsetti a vite	Schneider Electric	+QG	41	1
KM42.1	LC1D18BL	TeSys D contattore - 3P(3 NO) + 1 NO + 1 NC - AC-3 - <= 440 V 18 A - 24 V DC bobina a basso consumo - Morsetti a vite	Schneider Electric	+QG	42	1
KM42.2	LC1D18BL	TeSys D contattore - 3P(3 NO) + 1 NO + 1 NC - AC-3 - <= 440 V 18 A - 24 V DC bobina a basso consumo - Morsetti a vite	Schneider Electric	+QG	42	1
KM42.3	LC1D18BL	TeSys D contattore - 3P(3 NO) + 1 NO + 1 NC - AC-3 - <= 440 V 18 A - 24 V DC bobina a basso consumo - Morsetti a vite	Schneider Electric	+QG	42	1
KM42.4	LC1D18BL	TeSys D contattore - 3P(3 NO) + 1 NO + 1 NC - AC-3 - <= 440 V 18 A - 24 V DC bobina a basso consumo - Morsetti a vite	Schneider Electric	+QG	42	1
KM42.5	LC1D18BL	TeSys D contattore - 3P(3 NO) + 1 NO + 1 NC - AC-3 - <= 440 V 18 A - 24 V DC bobina a basso consumo - Morsetti a vite	Schneider Electric	+QG	42	1
KM42.6	LC1D18BL	TeSys D contattore - 3P(3 NO) + 1 NO + 1 NC - AC-3 - <= 440 V 18 A - 24 V DC bobina a basso consumo - Morsetti a vite	Schneider Electric	+QG	42	1
KM42.7	LC1D18BL	TeSys D contattore - 3P(3 NO) + 1 NO + 1 NC - AC-3 - <= 440 V 18 A - 24 V DC bobina a basso consumo - Morsetti a vite	Schneider Electric	+QG	42	1
KM42.8	LC1D18BL	TeSys D contattore - 3P(3 NO) + 1 NO + 1 NC - AC-3 - <= 440 V 18 A - 24 V DC bobina a basso consumo - Morsetti a vite	Schneider Electric	+QG	42	1
KM43.1	LC1D18BL	TeSys D contattore - 3P(3 NO) + 1 NO + 1 NC - AC-3 - <= 440 V 18 A - 24 V DC bobina a basso consumo - Morsetti a vite	Schneider Electric	+QG	43	1
KM43.2	LC1D18BL	TeSys D contattore - 3P(3 NO) + 1 NO + 1 NC - AC-3 - <= 440 V 18 A - 24 V DC bobina a basso consumo - Morsetti a vite	Schneider Electric	+QG	43	1
KM43.3	LC1D18BL	TeSys D contattore - 3P(3 NO) + 1 NO + 1 NC - AC-3 - <= 440 V 18 A - 24 V DC bobina a basso consumo - Morsetti a vite	Schneider Electric	+QG	43	1
KM43.4	LC1D18BL	TeSys D contattore - 3P(3 NO) + 1 NO + 1 NC - AC-3 - <= 440 V 18 A - 24 V DC bobina a basso consumo - Morsetti a vite	Schneider Electric	+QG	43	1
KM43.5	LC1D18BL	TeSys D contattore - 3P(3 NO) + 1 NO + 1 NC - AC-3 - <= 440 V 18 A - 24 V DC bobina a basso consumo - Morsetti a vite	Schneider Electric	+QG	43	1
KM43.6	LC1D18BL	TeSys D contattore - 3P(3 NO) + 1 NO + 1 NC - AC-3 - <= 440 V 18 A - 24 V DC bobina a basso consumo - Morsetti a vite	Schneider Electric	+QG	43	1
KM43.7	LC1D18BL	TeSys D contattore - 3P(3 NO) + 1 NO + 1 NC - AC-3 - <= 440 V 18 A - 24 V DC bobina a basso consumo - Morsetti a vite	Schneider Electric	+QG	43	1
KM43.8	LC1D18BL	TeSys D contattore - 3P(3 NO) + 1 NO + 1 NC - AC-3 - <= 440 V 18 A - 24 V DC bobina a basso consumo - Morsetti a vite	Schneider Electric	+QG	43	1
QF10.1	18607 19064	Interruttore magnetotermico NG125a, 4P, C, 80A, 16 kA Sganc. lancio corrente MX+OF 220/415Vca per NG125	Schneider Electric Schneider Electric	+QG	10	1 1
QF10.1		Bobina rele' Aux		+QG	10	1
QF10.2	A9F79340	Interruttore magnetotermico iC60N, 3P, C, 40A, 6000A	Schneider Electric	+QG	10	1
QF10.3	A9N18361	Interruttore magnetotermico C120N, 2P, C, 80A, 10000A	Schneider Electric	+QG	10	1
QF11.1	A9R61225	Interruttore differenziale iID, 2P, 25A, 30mA, Tipo A SI	Schneider Electric	+QG	11	1
QF11.2	A9F79216	Interruttore magnetotermico iC60N, 2P, C, 16A, 6000A	Schneider Electric	+QG	11	1
QF11.3	A9F79216	Interruttore magnetotermico iC60N, 2P, C, 16A, 6000A	Schneider Electric	+QG	11	1
QF11.4	A9F79210	Interruttore magnetotermico iC60N, 2P, C, 10A, 6000A	Schneider Electric	+QG	11	1
QF12.1		Bobina rele' Aux		+QG	12	1
QF12.1	18607 19064	Interruttore magnetotermico NG125a, 4P, C, 80A, 16 kA Sganc. lancio corrente MX+OF 220/415Vca per NG125	Schneider Electric Schneider Electric	+QG	12	1 1
QF12.2	A9F79340	Interruttore magnetotermico iC60N, 3P, C, 40A, 6000A	Schneider Electric	+QG	12	1
QF12.3	A9N18361	Interruttore magnetotermico C120N, 2P, C, 80A, 10000A	Schneider Electric	+QG	12	1
T11.1	TBTMI018110	T.M. 200VA 230-400/55-0-55	Botter	+QG	11	1

DATA	26/05/2023		E23I073Q01		=
DISEGN.	E.N.				+
VISTO	S.M.		DISTINTA MATERIALI		
APPR.	S.M.		FILE : 23I073Q01	23I073Q01	FG. 92 F.S. /
REV.	MODIFICA	DATA	FIRMA		